

OBD-II en EOBD Informatie

INHOUDSOPGAVE:

WAT IS OBD?	2
OBD2 parameter sensor	2
OBD2 parameter sensor status	3
Het verschil tussen OBD-II & EOBD	3
Locatie van de Data Link Connector (DLC)	3
HOE WEET IK OF MIJN AUTO OBD-II COMPATIBEL IS?	3
Regelgeving	3
Voertuig benzine modeljaar 2001 of jonger verkocht in de Europese Unie:	5
Voertuig diesel modeljaar 2003 of jonger verkocht in de Europese Unie:	5
Voertuig modeljaar 1996 of jonger verkocht in de Verenigde Staten:	5
Andere voertuigen	5
Mijn auto heeft de 16-pins OBD stekker, zou hij niet OBD-ondersteund moeten zijn?	6
Welk OBD-II protocol ondersteunt mijn auto?	7
DIAGNOSE FOUT CODES (DTC'S)	8
OBD foutcodelijst	8
P-codes	8
B-codes	65
C-codes	95
U-codes	98

Of en in hoeverre OBD-2 diagnose mogelijk is, hangt van uw voertuig af. Algemeen kan men stellen dat benzine-auto's ongeveer vanaf het bouwjaar 2000 en diesels vanaf bouwjaar 2003 diagnoseerbaar zijn. Maar bij voertuigen rond deze bouwjaar zijn er veel uitzonderingen. Meer informatie vindt u op onze OBD2 autolijst.

OBD2 is in staat een reeks van regelapparatuur aan te spreken. Alleen maar regelapparatuur en componenten die OBD2-compatibel zijn, kunnen worden uitgelezen. Dat zijn in alle gevallen de motorbesturing en de componenten van het uitlaatsysteem. In veel nieuwere voertuigen meldt zich na de initialisatie naast de motorbesturing ook de automatische versnelling. Componenten voor de veiligheid worden NIET door OBD2 ondersteund, evenals comfort-electronica en onderhoudsintervallen. Met een diagnose-interface is het dus niet mogelijk een airbag-uitlezing of ABS-lamp resetten. Er is daarvoor eenvoudig geen gestandaardiseerde opdracht en elke autofabrikant moet hier eigen procedures toepassen. Evenzo zijn onderhoudsintervallen specifiek voor het voertuig en kunnen niet gestandaardiseerd worden. Comfort-electronica is een kenmerkende eigenschap van een auto, hier is nauwelijks een kleinste gemeenschappelijke noemer te vinden.

Samengevat: onderhoudsintervallen worden door de garage gereset – of het handboek geeft uitsluitel. Voor instellingen van de comfort-onderdelen is pseciaal gereedschap nodig. Ingangen voor de veiligheid worden via de overblijvende pennen van de diagnose-connector afhankelijk van het type en merk verschillend gerealiseerd.

WAT IS OBD?

De eerste generatie van On-Board-Diagnostics (OBD 1) is ontwikkeld door het California Air Resources Board (ARB) en ingevoerd in 1988 om een aantal van de emissie controle componenten te monitoren. Deze technologie ontwikkelde zich snel en de vraag naar een betere OBD 1 diagnose groeide. Een nieuwe generatie van On-Board-Diagnose werd ontwikkeld en kreeg de naam OBD2. Het OBD2 systeem is ontworpen om het emissie controle systeem te monitoren. En tevens test dit systeem verschillende sensoren op hun functioneren. Zowel periodieke testen als continue testen. Wanneer er een probleem is gevonden, dan laat het OBD2 systeem een lampje branden op de bestuurdersdisplay. (dashboard) Bijvoorbeeld het lampje "check engine" of "Onderhoud nodig". Waardoor de bestuurder de nodige maatregelen kan nemen. Het systeem bewaart ook alle belangrijke informatie wanneer er een "fout" wordt ontdekt, zodat de monteur deze gemakkelijk en accuraat kan herstellen. Hieronder zijn drie voorbeelden van dit soort belangrijke informatie:

- **Door welk onderdeel het desbetreffende lampje aan/uit is gezet.**
- **Welke foutcode het systeem aangeeft.**
- **Sensoren status.**

OBD-II staat voor On-Board Diagnostics, 2^e generatie. Het is een reeks van documenten uitgegeven door SAE en ISO, welke de uitwisseling van digitale informatie tussen on-board emissie gerelateerde controle units (ECU) van wegvoertuigen en uitleesapparatuur beschrijven. Alle fabrikanten van deze voertuigen dienen te voldoen aan de vastgestelde standaarden van [SAE](#) en [ISO](#).

OBD-II verwijst ook regelmatig naar het fysieke on-board diagnose systeem, welke bestaat uit een ECU (of meerdere ECU's), Storingsindicator, Diagnosetekker, en de bedrading welke de verschillende elementen verbindt.

Voor het OBD tijdperk hadden dikwijls alleen merkdealers de beschikking over de apparatuur waarmee gecommuniceerd kon worden met de boordcomputer. OBD is oorspronkelijk in het leven geroepen voor de bevordering van milieuvriendelijke technieken welke ook voor derden beschikbaar moesten zijn. Het vrijgeven van broncode en communicatieprotocollen door fabrikanten verloopt nog altijd tamelijk moeizaam, waardoor derden tot nog toe een zeer geringe mogelijkheid hebben tot het ontwikkelen van communicatie- en uitleesapparatuur met uitgebreide mogelijkheden. Men probeert ten alle tijde dit alleenrecht van fabrikanten te beperken en OBD-II zet alvast een goede stap in deze richting.

OBD2 parameter sensor

Een belangrijk onderdeel van het OBD2 systeem is de parameter sensor, dit zijn sensoren van het motor managementsysteem welke worden gecontroleerd door het OBD2 systeem. Deze draaien periodieke tests op specifieke systemen en onderdelen om zo te zorgen dat deze binnen de desbetreffende waardes functioneren. Op dit moment zijn er 11 OBD2 parameter sensoren. (of I/M sensoren) vastgesteld door de U.S Environmental Protection Agency (EPA). Niet alle sensoren worden door alle merken ondersteund. En het exacte aantal sensoren is per automerk verschillend.

Continu sensoren: Sommige sensoren worden door het OBD2 systeem constant getest. Andere sensoren worden alleen in speciale gevallen getest. De continu sensoren zijn hier beneden genoemd:

1. **Ontsteking**
2. **Brandstof systeem**
3. **Multifunctionele componenten (CCM)**

Als het voertuig loopt, dan is het OBD2 systeem continu aan het controleren of bovenstaande componenten goed functioneren. Controle van de motor sensoren, controle van motor ontstekingsfouten en brandstof toevoer controle.

Periodieke sensoren: In tegenstelling tot de continu sensoren, komen veel sensoren van het motor managementsysteem pas onder bepaalde omstandigheden aan bod. Alleen onder deze omstandigheden kunnen deze dus gecontroleerd worden. O.a. deze volgende sensoren:

1. **EGR systeem**
2. **Lambdasonde**
3. **Katalysator**
4. **Brandstof regeneratie systeem**
5. **Verwarmingselement van de lambdasonde**
6. **Injectiesysteem**
7. **Verwarmde Katalysator**
8. **A/C (airco)systeem**

OBD2 parameter sensor status

Het OBD2 systeem moet aangeven of alle sensoren gecontroleerd worden. Onderdelen die zijn getest zullen worden gerapporteerd als "Ready" of "Complete", wat betekent dat deze zijn getest door het OBD2 systeem. Het doel van deze tests is: zijn alle sensoren getest en functioneren deze na behoren en slaat dit op in het motor managementsysteem. Het aantal cyclussen "drive cycles" dat een sensor nodig heeft om "Ready" of "Complete" aan te geven varieert per sensor. Wanneer een sensor een bepaalde waarde heeft blijft deze zo. Sommige factoren kunnen dit veranderen. O.a. een DTC code wissen met een scanner, een batterij verwisseling of kapotte batterij. Kan resulteren in een "Not Ready" sensor. Omdat de sensoren periodiek getest worden kan hij dus verschillende waarden aangeven per keer. Hij geeft dus niet altijd "Ready" aan. Als het testen van een periodieke sensor niet gedaan is geeft deze ook "Not Ready" of "Not complete". Om het motor managementsysteem weer "Ready" te krijgen moet het voertuig gereden worden onder verschillende normale omstandigheden. Deze omstandigheden mogen zijn: een ritje Snelweg, stukje stad, stoppen en weer verder gaan, normaal gebruik en een avond helemaal stil staan. Voor specifieke informatie over uw voertuig raadpleegt U uw gebruiksaanwijzing.

Het verschil tussen OBD-II & EOBD

Doordat meerdere overheden verschillende wetgevingen in elkaar zetten, zijn er meerdere benamingen voor dezelfde systemen. Terwijl er gebruik wordt gemaakt van dezelfde standaarden, zijn de benamingen verschillend.

OBD(I&II) - Verenigde Staten
EOBD - Europese Unie
JOBd - Japan

Kort samengevat: Alle gestandaardiseerde protocollen zijn gelijk, maar de wetgeving kan per land/continent verschillen met betrekking tot onder meer verplichte toepassing afhankelijk van bouwjaar auto etc.

Locatie van de Data Link Connector (DLC)

De DLC (Data Link Connector of Diagnose Link Connector) is een gestandaardiseerde 16 pins connector waar een diagnose uitleesapparaat op kan worden aangesloten die verbinding maakt met het motor managementsysteem. De DLC is gebruikelijk 40 cm uit het midden van het dashboard te vinden aan de bestuurderskant. Om of rond de bestuurderkant voor de meeste voertuigen. Voor sommige Aziaten en Europese voertuigen zit de DLC achter de asbak en moet deze worden verwijderd alvorens men bij de connector kan. Voor de exacte locatie van de DLC raadpleegt U uw gebruikershandleiding van uw auto.

HOE WEET IK OF MIJN AUTO OBD-II COMPATIBEL IS?

Er zijn verschillende methoden om te controleren of uw voertuig OBD-II ondersteund. Hieronder de regelgeving. Let wel; dit is de *regel- / wetgeving*. De meeste fabrikanten hebben hun auto's reeds uitgerust met OBD-II protocollen voordat dit verplicht werd.

Regelgeving

Alle auto's en lichte vrachtwagens gebouwd voor verkoop in de Verenigde Staten na 1996 worden geacht OBD-II ondersteund te zijn. De OBD wetgeving van de Europese Unie is iets ingewikkelder. Dit staat iets uitgebreider in dit artikel omschreven.

Een OBD-II ondersteund voertuig kan één van de volgende de vijf communicatie protocollen gebruiken: J1850 PWM, J1850 VPW, ISO 9141-2, ISO 14230-4 B (beter bekend als KWP2000), en meer recentelijk, ISO 15765-4/SAE J2480 (CAN). Autofabrikanten uit de Verenigde Staten waren niet geoorloofd CAN te gebruiken tot aan modeljaar 2003.

Er zijn twee soorten diagnosestekkers vastgesteld door de SAE J1962 – Type A en Type B, weergegeven in de figuren 1 en 2. Het belangrijkste verschil tussen de twee stekkers is de vorm van de geleiding.

Plaatsing(A) – Volgens de J1962 norm, dient onderstaande diagnosestekker type A gelokaliseerd te zijn in het bestuurders- of bijrijderscompartiment in een gebied begrensd tegen het eind van de bestuurder van het instrumentenpaneel tot aan 300mm. voorbij de voertuigas, gemonteerd aan het instrumentenpaneel en dient

makkelijk toegankelijk te zijn vanaf de bestuurdersstoel. De aangewezen plaats is tussen de stuurkolom en de voertuigas.

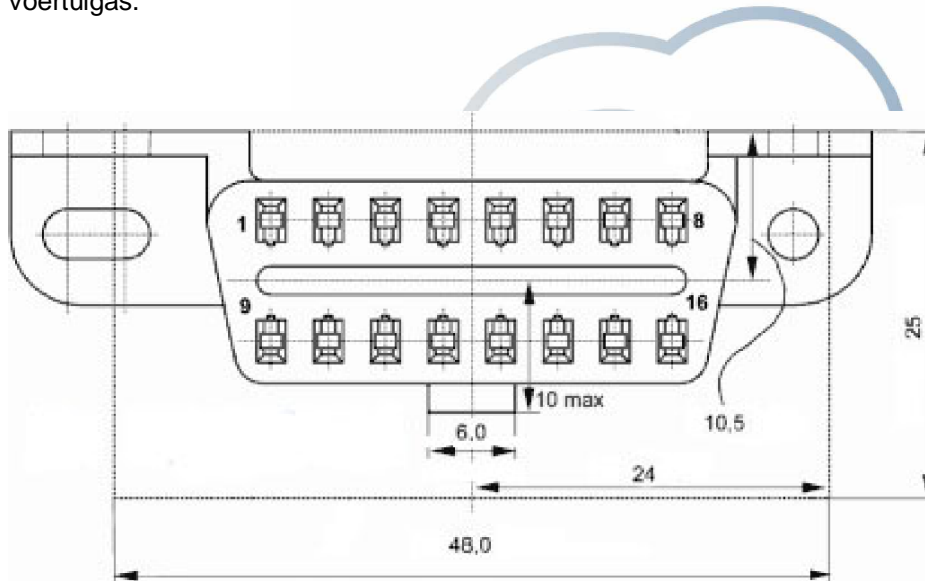


Fig. 1 – J1962 Voertuig Stekker, Type A (Eigendom van SAE)

Plaatsing(B) - Onderstaande diagnosestekker Type B dient gelokaliseerd te zijn in het bestuurders of bijrijders compartiment in een gebied begrensd tegen het eind van de bestuurder van het instrumentenpaneel, inclusief de buitenkant, en een ingebeelde lijn van 750 mm (~2.5 voet) voorbij de voertuigas. Het dient aan het instrumentenpaneel te worden vastgemaakt en makkelijk toegankelijk te zijn vanaf de bestuurdersstoel of vanaf de passagiersstoel of vanaf de buitenkant. De voertuigstekker dient te worden vastgezet om het koppelen en het ontkoppelen te vergemakkelijken.

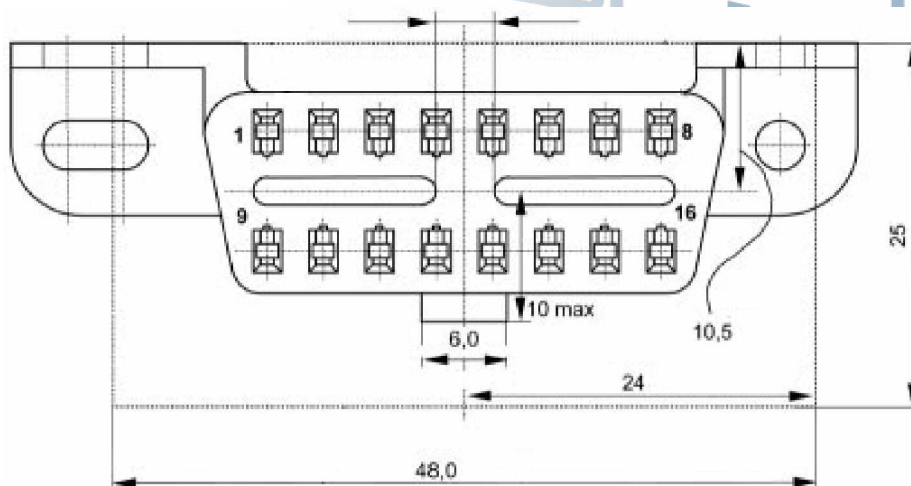


Fig. 2 – J1962 Voertuigstekker, Type B (Eigendom van SAE)

Voertuig benzine modeljaar 2001 of jonger verkocht in de Europese Unie:

Commissie Richtlijn 70/220/EEC, Annex 1:

8.1. Voertuigen met benzinemotoren

Met ingang van 1 Januari 2000 voor nieuwe types en vanaf 1 Januari 2001 voor alle types, voertuigen van de categorie M1, met uitzondering van voertuigen waarvan het maximum gewicht 2500kg overschrijdt, en voertuigen van de categorie N1 klasse I, dienen uitgerust te zijn met een on-board diagnostic (OBD) systeem voor emissie controle in overeenstemming met Annex XI. [...]

Let wel dat onder "Europese Unie" de landen worden verstaan welke lid waren van de EU in 2000.

Voertuig diesel modeljaar 2003 of jonger verkocht in de Europese Unie:

Commissie Richtlijn 70/220/EEC, Annex 1:

8.2. Voertuigen met dieselmotoren

Voertuigen van categorie M1, behalve:

- voertuigen ontworpen voor het vervoeren van meer dan 6 inzittenden inclusief de bestuurder,*
- Voertuigen waarvan het maximum gewicht 2500kg overschrijdt,*

Vanaf 1 Januari 2003 geldt voor nieuwe types en vanaf 1 Januari 2004 voor alle types, dat deze uitgerust dienen te zijn met een on-board diagnostic (OBD) systeem voor emissie controle in overeenstemming met Annex XI.

Let wel dat onder "Europese Unie" de landen worden verstaan welke lid waren van de EU in 2003.

In dit geval is OBD-II gebruikt als algemene term en kan één van de volgende drie systemen zijn:

- OBD-II (California ARB)
- EOBD (Europese OBD) ([Eu regelgeving](#))
- JOBD (Japanse OBD)

U kunt ook de eigenaarshandleiding van uw voertuig raadplegen en desnoods uw lokale autobedrijf.

Hoe dan ook, wees erop bedacht dat veel dealers niet het verschil kennen tussen OBD en OBD-II.


Wanneer het voertuig niet OBD-II ondersteund is kunt u geen gebruik maken van de OBD2USB scantool om diagnostische informatie van uw voertuig te verkrijgen.

Voertuig modeljaar 1996 of jonger verkocht in de Verenigde Staten:

Volgens de wetgeving van de Verenigde Staten dienen alle auto's en lichte vrachtwagens vanaf modeljaar 1996 met OBD-II uitgerust te zijn. Meer informatie is beschikbaar op de [EPA's website](#).

Andere voertuigen

Wanneer uw voertuig niet in één van bovenstaande categorieën valt, kijk dan onder de motorkap en probeer een label (fig.1) te vinden waarop expliciet vermeldt staat dat het voertuig is ontworpen om te voldoen aan de OBD-II wetgeving.

VEHICLE EMISSION CONTROL INFORMATION		
A motor co, Inc.	ENGINE FAMILY	EFN2.8YBT2BA
	DISPLACEMENT	2.8L
OBD II CERTIFIED		
THIS VEHICLE CONFORMS TO U.S. EPA AND STATE OF CALIFORNIA REGULATIONS APPLICABLE TO 1997 MODEL YEAR NEW TLEV PASSENGER CARS.		
REFER TO SERVICE MANUAL FOR ADDITIONAL INFORMATION TUNE-UP CONDITIONS: NORMAL OPERATING ENGINE TEMPERATURE, ACCESSORIES OFF, COOLING FAN OFF, TRANSMISSION IN NEUTRAL		
STANDARD CATEGORY		
SPARK PLUG TYPE NGK BPRE-11 GAP: 1.1mm	CATALYST	EFN2.8YBT2BA
		

**OBD II
CERTIFIED**

Fig. 1 - Voertuiginformatielabel emissie-eisen

Mijn auto heeft de 16-pins OBD stekker, zou hij niet OBD-ondersteund moeten zijn?

Nee, niet noodzakelijkerwijs. Veel Europese en Aziatische producenten rustten hun voertuigen uit met D-vormige 16-pins stekkers lang voordat ze begonnen met het installeren van OBD-II systemen op deze voertuigen. Opmerkelijk is het feit dat de meeste niet EOBD ondersteunde voertuigen een diagnosestekker hadden welke niet volledig in overeenstemming is met de SAE J1979 norm.

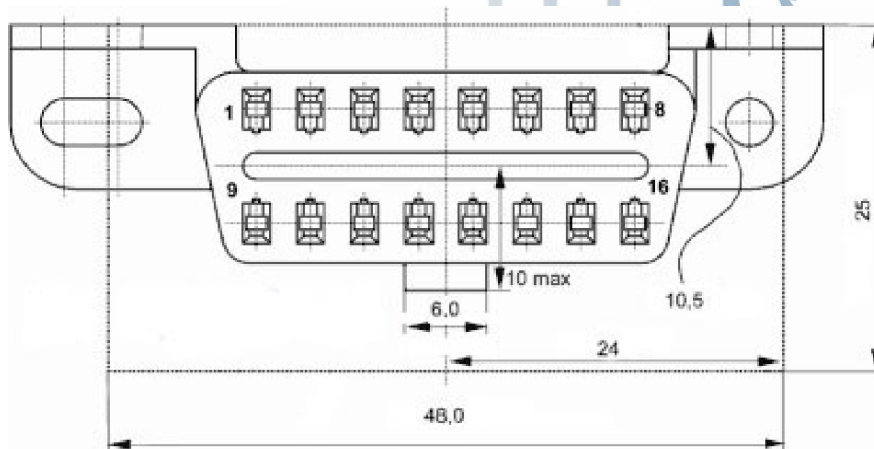


Fig. 3 - J1962 Diagnosestekker, Type A (eigendom van SAE)

Welk OBD-II protocol ondersteunt mijn auto?

Als algemene regel voor het bepalen van het toegepaste protocol van uw voertuig kunt u kijken naar de pinbezetting van de voertuigstekker.

- J1850 PWM:** Pinbezetting: 2, 4, 5, 10, and 16
- J1850 VPWM:** Pinbezetting: 2, 4, 5, en 16, maar GEEN 10.
- ISO9141/KWP2000:** Pinbezetting: 4, 5, 7, en 16. Pin 15 is optioneel*.
- ISO15765 (CAN):** Pinbezetting: 4, 5, 6, 14, en 16.

PROTOCOL	PIN 2	PIN 6	PIN 7	PIN 10	PIN 14	PIN 15
J1850 PWM	X			X		
J1850 VPWM	X					
ISO9141/KWP2000			X			X*
ISO15765 (CAN)		X			X	

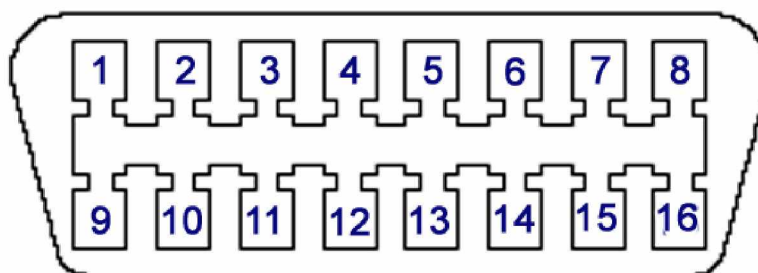
X = Moet aanwezig zijn

De volgende pinposities hebben altijd dezelfde functie: 4 (Massa), 5 (Signaalmasse), en 16 (Accu plus).

*Pin 15 is optioneel bij nieuwere voertuigen welke het ISO 9141-2 of ISO 14230-4 protocol gebruiken.

Algemene pinbezetting

1. Vrije bezetting
2. Bus + SAE J1850
3. Vrije bezetting
4. Massa chassis
5. Massa signaal
6. Vrije bezetting
7. K-line ISO 9141 -2
8. Vrije bezetting
9. Vrije bezetting
10. Bus - SAE J1850
11. Vrije bezetting
12. Vrije bezetting
13. Vrije bezetting
14. Vrije bezetting
15. L-line ISO 9141 -2
16. Constant + (12V. accu plus)



DIAGNOSE FOUT CODES (DTC'S)

OBD2 DTC's zijn codes die bewaard blijven in het motormanagement systeem doordat er een fout in het systeem/voertuig voorkwam. Deze codes geven een bepaald probleem aan in het voertuig. Op een specifieke plaats in het voertuig. Waardoor de monteur een richtlijn heeft waar hij moet beginnen met zoeken en zo kan beginnen met het verhelpen van het probleem. OBD2 DTC codes bestaan uit 5 alfa numerieke karakters. Dat wil zeggen het eerste karakter is een letter, welke identificeert welk controle systeem hem heeft aangezet. De andere 4 karakters zijn allemaal cijfers. Welke aanvullende informatie weergeven. Zoals welke sensor hem heeft aangezet en waar de fout zich bevindt.

	X	X	X	X	X	
B Body -----+					+	--- Fault (00 to 99)
C Chassis -----+						
P Powertrain -----+						
U Network -----+						
0 SAE -----+						
1 MFG -----+						
						1 Fuel & Air Metering
						2 Fuel & Air Metering (Injector)
						3 Ignition System or Misfire
						4 Auxiliary Emission Controls
						5 Vehicle Speed & Idle Control System
						6 Computer Output Circuit
						7 Transmission
						8 Transmission
						9 Reserved
						0 Reserved

OBD foutcodelijst

- P0000 Geen fout
- P0001 Regeling Brandstofhoeveelheid, circuit onderbroken
- P0002 Regeling Brandstofhoeveelheid, onwaarschijnlijk signaal
- P0003 Regeling Brandstofhoeveelheid, laag signaal
- P0004 Regeling Brandstofhoeveelheid, hoog signaal
- P0005 Brandstof-afsluit-klep, circuit onderbroken
- P0006 Brandstof-afsluit-klep, laag signaal
- P0007 Brandstof-afsluit-klep, hoog signaal
- P0008 Motor positiesysteem, cilinderrij 1, motorvermogen
- P0009 Motor positiesysteem, cilinderrij 2, motorvermogen
- P0010 Bedieningsmechanisme nokkenaspositie cilinderrij 1, storing in circuit
- P0011 Nokkenaspositie cilinderrij 1, timing te veel vervroegd
- P0012 Bedieningsmechanisme nokkenaspositie cilinderrij 1, timing teveel verlaat
- P0013 Bedieningsmechanisme nokkenaspositie cilinderrij 1, storing in circuit
- P0014 Bedieningsmechanisme nokkenaspositie cilinderrij 1, timing te veel vervroegd
- P0015 B Nokkenaspositiesensor timing te laat cilinderrij 1
- P0016 Krukaspositie in verband tot nokkenaspositie is weg; Bank 1 - sensor A
- P0017 Krukaspositie in verband tot nokkenaspositie is weg; Bank 1 - sensor B
- P0018 Krukaspositie in verband tot nokkenaspositie is weg; Bank 2- sensor A
- P0019 Krukaspositie in verband tot nokkenaspositie is weg; Bank 2 - sensor B
- P0020 Cilinder-rij 2, nokkenasverstelling, onjuiste werking
- P0021 Cilinder-rij 2, nokkenasverstelling, voorgeschreven waarde niet bereikt
- P0022 Cilinder-rij 2, nokkenasverstelling, voorgeschreven waarde niet bereikt
- P0023 Cilinder-rij 2, nokkenasverstelling, onjuiste werking
- P0024 Cilinder-rij 2, nokkenasverstelling uitlaat, voorgeschreven waarde niet bereikt
- P0025 Cilinder-rij 2, nokkenasverstelling uitlaat, voorgeschreven waarde niet bereikt; Bank 2

- P0026 Verstelling inlaatklep(pen) opening, onjuiste werking; Bank1
- P0027 Verstelling uitlaatklep(pen) opening, onjuiste werking; Bank1
- P0028 Verstelling inlaatklep(pen) opening, onjuiste werking; Bank2
- P0029 Verstelling uitlaatklep(pen) opening, onjuiste werking; Bank1
- P0030 Cilinder-rij 1, lambdasonde 1 opwarmstroomcircuit, onderbreking
- P0031 Cilinder-rij 1, lambdasonde 1 opwarmstroomcircuit, kortsluiting met massa
- P0032 Cilinder-rij 1, lambdasonde 1 opwarmstroomcircuit, kortsluiting met plus
- P0033 Turbo/super charger omloopklep, circuit onderbroken
- P0034 Turbo/super charger omloopklep, sluiting aan massa
- P0035 Turbo/super charger omloopklep, sluiting aan plus
- P0036 Voorverwarmingselement lambdasonde; Bank 1 - sensor 2
- P0037 Cilinder-rij 1, lambdasonde 2 opwarmstroomcircuit, kortsluiting met massa
- P0038 Cilinder-rij 1, lambdasonde 2 opwarmstroomcircuit, kortsluiting met plus
- P0039 Turbo/super charger omloopklep, onjuiste werking
- P0040 Signalen lambdasondes gedraaid; Bank 1- sensor 1 ; Bank 2 - sensor 1
- P0041 Signalen lambdasondes gedraaid; Bank 1- sensor 2 ; Bank 2 sensor 2
- P0042 Verwarmingselement lambdasonde; Bank 1- sensor 3
- P0043 Verwarmingselement lambdasonde sluiting met massa; Bank 1- sensor 3
- P0044 Verwarmingselement lambdasonde sluiting met plus; Bank 1 - sensor 3
- P0045 Regelsensor laaddruk turbo, onderbreking
- P0046 Regelsensor laaddruk turbo, bereik/vermogen
- P0047 Regelsensor laaddruk turbo, circuit te laag
- P0048 Regelsensor laaddruk turbo, circuit te hoog
- P0049 Turbine turbo, te hoog toerental
- P0050 Cilinder-rij 2, lambdasonde 1 verwarmingselement, elektrische storing
- P0051 Cilinder-rij 2, sonde 1 verwarmingselement, kortsluiting met massa
- P0052 Cilinder-rij 2, lambdasonde 1 verwarmingselement, kortsluiting met plus
- P0053 Weerstand verwarmingselement lambdasonde; Bank 1 - sensor 1
- P0054 Weerstand verwarmingselement lambdasonde; Bank 1 - sensor 2
- P0055 Weerstand verwarmingselement lambdasonde; Bank 1 - sensor 3
- P0056 Cilinder-rij 2, verwarmingselement lambdasonde 2, elektrische storing
- P0057 Cilinder-rij 2, verwarmingselement lambdasonde 2, kortsluiting met massa
- P0058 Cilinder-rij 2, verwarmingselement lambdasonde 2, kortsluiting met plus
- P0059 Weerstand verwarmingselement; Bank 2 - sensor 1
- P0060 Weerstand verwarmingselement lambdasonde; Bank 2 - sensor 2
- P0061 Weerstand verwarmingselement lambdasonde; Bank 2 - sensor 3
- P0062 Verwarmingselement lambdasonde, sluiting naar massa; Bank 2 - sensor 3
- P0063 Verwarmingselement lambdasonde, sluiting naar massa; Bank 2 - sensor 3
- P0064 Verwarmingselement lambdasonde, sluiting naar plus; Bank 2 - sensor 3
- P0065 Luchtregelklep voor verstuivers, onaannemelijk signaal
- P0066 Luchtregelklep voor verstuivers, kortsluiting met massa
- P0067 Luchtregelklep voor verstuivers, kortsluiting met plus
- P0068 Verband luchtmeting tot gasklepstand weg
- P0069 Verband luchtmeting tot barometrischedruk weg
- P0070 Circuit omgevingstemperatuursensor
- P0071 Omgevingstemperatuursensor, onjuist signaal
- P0072 Omgevingstemperatuursensor, te laag signaal
- P0073 Omgevingstemperatuursensor, te hoog signaal
- P0074 Omgevingstemperatuursensor, sporadische storing
- P0075 Circuit openingstijd inlaatklep(pen); Bank 1
- P0076 Circuit openingstijd inlaatklep(pen), kortsluiting aan massa; Bank 1

- P0077 Circuit openingstijd inlaattklep(pen), kortsluiting aan plus; Bank 1
- P0078 Circuit openingstijd uitlaattklep(pen); Bank 1
- P0079 Circuit openingstijd uitlaattklep(pen), kortsluiting aan massa; Bank 1
- P0080 Circuit openingstijd uitlaattklep(pen), kortsluiting aan plus; Bank 1
- P0081 Circuit openingstijd inlaattklep(pen); Bank 2
- P0082 Circuit openingstijd inlaattklep(pen), kortsluiting aan massa; Bank 2
- P0083 Circuit openingstijd inlaattklep(pen), kortsluiting aan plus; Bank 2
- P0084 Circuit openingstijd uitlaattklep(pen); Bank 2
- P0085 Circuit openingstijd uitlaattklep(pen), kortsluiting aan massa; Bank 2
- P0086 Circuit openingstijd uitlaattklep(pen), kortsluiting aan plus; Bank 2
- P0087 Brandstofgallerij, druk te laag
- P0088 Brandstofgallerij, druk te hoog
- P0089 Klep voor brandstofdosering, onaannemelijk signaal
- P0090 Klep voor brandstofdosering, onderbreking
- P0091 Klep voor brandstofdosering, kortsluiting met massa
- P0092 Klep voor brandstofdosering, kortsluiting met plus
- P0093 Lek in brandstofsysteem, groot
- P0094 Lek in brandstofsysteem, klein
- P0095 Circuit luchttemperatuursensor 2
- P0096 Luchttemperatuursensor 2, onaannemelijk signaal
- P0097 Luchttemperatuursensor 2, te laag signaal
- P0098 Luchttemperatuursensor 2, te hoog signaal
- P0099 Luchttemperatuursensor 2, sporadische storing
- P0100 Massa of volume luchtstroming, onaannemelijk signaal
- P0101 Luchtmassasensor, onaannemelijk signaal
- P0102 Luchtmassasensor, signaal te zwak
- P0103 Luchtmassasensor, te hoog signaal
- P0104 Luchtmassasensor, sporadische storing
- P0105 Absolute druksensor inlaat(map), onaannemelijk signaal
- P0106 Absolute druksensor inlaat, onaannemelijk signaal
- P0107 Absolute druksensor inlaat(map), signaal te zwak
- P0108 Absolute druksensor inlaat(map), signaal te sterk
- P0109 Absolute druksensor inlaat(map), sporadische storing
- P0110 Luchttemperatuursensor, te laag signaal
- P0111 Luchttemperatuursensor, signaal te sterk
- P0112 Luchttemperatuursensor, signaal te zwak
- P0113 Luchttemperatuursensor, signaal te sterk
- P0114 Luchttemperatuursensor, sporadische storing
- P0115 Koelvloeistoftemperatuursensor, geen of onjuist signaal
- P0116 Koelvloeistoftemperatuursensor, geen of onjuist signaal
- P0117 Koelvloeistoftemperatuursensor, te laag signaal
- P0118 Koelvloeistoftemperatuursensor, te hoog signaal
- P0119 Koelvloeistoftemperatuursensor, sporadische storing
- P0120 Gaskleppotentiometer, onaannemelijk signaal
- P0121 Gaskleppotentiometer, onaannemelijk signaal
- P0122 Gaskleppotentiometer, signaal te zwak
- P0123 Gaskleppotentiometer, te hoog signaal
- P0124 Gaskleppotentiometer, sporadische storing
- P0125 Koelvloeistoftemperatuur voor lambda-regeling, niet bereikt "open loop"
- P0126 Koelvloeistoftemperatuursensor, onjuist signaal voor stabiel laten draaien motor
- P0127 Inlaatluchttemperatuur te hoog

- P0128 Klep voor koelvloeistofcircuit, temperatuur onder regelbereik
- P0129 Barometrische druk te laag
- P0130 Lambdasonde, storing in circuit Bank 1 - sensor 1
- P0131 Cilinderrij 1 lambdasonde 1, spanning te laag
- P0132 Cilinderrij 1 lambdasonde 1, spanning te hoog
- P0133 Lambdasensor, lage spanning, trage respons; Bank 1 - sensor 1
- P0134 Lambdasensor, circuit onderbroken; Bank 1 - sensor 1
- P0135 Verwarmingselement lambdasonde, onjuiste werking; Bank 1 - sensor 1
- P0136 Lambdasonde, onaannemelijk signaal; Bank 1 - sensor 2
- P0137 Lambdasonde, te laag signaal; Bank 1 - sensor 2
- P0138 Lambdasonde, te hoog signaal; Bank 1 - sensor 2
- P0139 Lambdasonde, te trage respons; Bank 1 - sensor 2
- P0140 Lambdasonde, geen activiteiten waargenomen; Bank 1 - sensor 2
- P0141 Verwarmingselement lambdasonde, onjuiste werking; Bank 1 - sensor 2
- P0142 Lambdasonde, storing in circuit; Bank 1 - sensor 3
- P0143 Lambdasensor, signaal te laag; Bank 1 - sensor 3
- P0144 Lambdasonde, te hoge voltage; Bank 1 - sensor 3
- P0145 Lambdasonde, te trage respons; Bank 1 - sensor 3
- P0146 Lambdasonde, geen activiteiten waargenomen; Bank 1 - sensor 3
- P0147 Verwarmingselement lambdasonde, onjuiste werking; Bank 1 - sensor 3
- P0148 Fout in aanvoersysteem brandstof
- P0148 Fout in aanvoersysteem brandstof
- P0149 Brandstofberekeningssysteem, afwijking van inspuittijden
- P0150 Lambdasonde, storing in circuit; Bank 2, sensor 1
- P0151 Lambdasonde, Te lage spanning; Bank 2 - sensor 1
- P0152 Lambdasonde, spanning te hoog; Bank 2 - sensor 1
- P0153 Lambdasonde, te trage respons; Bank 2 - sensor 1
- P0154 Lambdasonde, geen activiteiten waargenomen; Bank 2 - sensor 1
- P0155 Verwarmingselement lambdasonde, storing in circuit; Bank 2 - sensor 1
- P0156 Lambdasonde, storing in circuit; Bank 2 - sensor 2
- P0157 Lambdasonde, spanning te laag; Bank 2 - sensor 2
- P0158 Lambdasonde, te hoge voltage; Bank 2 - sensor 2
- P0159 Lambdasonde, te trage respons; Bank 2 - sensor 2
- P0160 Lambdasonde, geen activiteiten waargenomen; Bank 2 - sensor 2
- P0161 Verwarmingselement lambdasonde, storing in circuit; Bank 2 - sensor 2
- P0162 Lambdasonde, circuit; Bank 2 - sensor 3
- P0163 Lambdasonde, te lage voltage; Bank 2 - sensor 3
- P0164 Lambdasonde, te hoge voltage; Bank 2 - sensor 3
- P0165 Lambdasonde, te trage respons; Bank 2 - sensor 3
- P0166 Lambdasonde, geen activiteiten waargenomen; Bank 2 - sensor 3
- P0167 Verwarmingselement lambdasonde, onjuiste werking; Bank 2 - sensor 3
- P0168 Brandstof temperatuur te hoog
- P0169 Brandstofverbruik niet correct
- P0170 Storing in systeem brandstofmengsel correctie
- P0171 Samenstelling lucht/brandstof mengsel te arm
- P0172 Samenstelling lucht/brandstofmengsel te rijk
- P0173 Onjuiste berekening lucht/brandstofmengsel; Bank 2
- P0174 Lucht/brandstof mengsel te arm; Bank 2
- P0175 Lucht/brandstof mengsel te rijk; Bank 2
- P0176 Brandstofmengselsensor, fout in circuit
- P0177 Brandstofmengselsensor, onaannemelijk signaal

P0178 Sensor brandstofsamenstelling, signaal te laag
P0179 Brandstofmengselsensor, te lage invoer
P0180 Brandstoftemperatuursensor "A", onjuiste signaal spanning
P0181 Brandstoftemperatuursensor "A", onaannemelijk signaal
P0182 Brandstoftemperatuursensor "A", invoer beneden minimum
P0183 Brandstoftemperatuursensor "A", invoer boven maximum
P0184 Brandstoftemperatuursensor "A", sporadische storing
P0185 Brandstoftemperatuursensor "B", onjuist signaal
P0186 Brandstoftemperatuursensor "B", onaannemelijk signaal
P0187 Brandstoftemperatuursensor "B", invoer beneden minimum
P0188 Brandstoftemperatuursensor "B", invoer boven het maximum
P0189 Brandstoftemperatuursensor "B", sporadische storing
P0190 Onjuiste brandstofdruk
P0191 Sensor brandstofdruk, onaannemelijk signaal
P0192 Sensor brandstofdruk, kortsluiting met massa
P0193 Sensor brandstofdruk, kortsluiting met plus
P0194 Sensor brandstofdruk, sporadische storing
P0195 Motorolie temperatuursensor, onjuist signaal
P0196 Motorolie temperatuursensor, onaannemelijk signaal
P0197 Motorolie temperatuursensor, signaal te zwak
P0198 Motorolie temperatuursensor, signaal te sterk
P0199 Motorolie temperatuursensor, sporadische storing
P0200 injectoren, onjuiste werking
P0201 Injector 1, storing in circuit
P0202 Injector 2, storing in circuit
P0203 Injector 3, storing in circuit
P0204 Injector 4, storing in circuit
P0205 Injector 5, storing in circuit
P0206 Injector 6, storing in circuit
P0207 Injector 7, storing in circuit
P0208 Injector 8, storing in circuit
P0209 Injector 9, storing in circuit
P0210 Injector 10, storing in circuit
P0211 Injector 11, storing in circuit
P0212 Injector 12, storing in circuit
P0213 Koudstart injector 1, onjuiste werking
P0214 Koudstart injector 2, onjuiste werking
P0215 Brandstofafsluitklep, onjuiste werking
P0216 Klep inspuitsbegin, onjuiste werking
P0217 Motor temperatuur veel te hoog
P0218 Transmissie temperatuur veel te hoog
P0219 Maximum motortoerental overschreden
P0220 Gaspedaalpositiesensor, onjuist signaal
P0221 Gasklephoeksensor 2, onaannemelijk signaal
P0222 Gasklephoeksensor 2, signaal te zwak
P0223 Gasklephoeksensor 2, signaal te sterk
P0224 Gasklep/pedaal positiesensor, sporadische storing
P0225 Gasklep/pedaal positiesensor, voedingspanning
P0226 Gasklep/pedaal positiesensor, onaannemelijk signaal
P0227 Gasklep/pedaal positiesensor, signaal te zwak
P0228 Gasklep/pedaal positiesensor, signaal te sterk

P0228 Gasklep/pedaal positiesensor, signaal te sterk
P0229 Gasklep/pedaal positiesensor "C", sporadische storing
P0230 Brandstofpomprelais, storing in circuit
P0231 Brandstofpomp, storing in secundair circuit
P0232 Brandstofpomp, sluiting naar plus
P0233 Brandstofpomp, circuit secundaire brandstofpomp sporadische storing
P0234 Turbo laadrukregeling, regelgrens overschreden
P0235 Turbo/vuldruksensor, onjuiste werking
P0236 Turbo/super charger, laadruksensor "A" onaannemelijk signaal
P0237 Turbo/super charger, laadruksensor "A" te laag signaal
P0238 Turbo/super charger, laadruksensor "A" te hoog signaal
P0239 Turbo/super charger, laadruksensor "B" onjuist signaal
P0240 Turbo/super charger, laadruksensor "B" onaannemelijk signaal
P0241 Turbo/super charger, laadruksensor "B" te laag signaal
P0242 Turbo/super charger, laadruksensor "B" te hoog signaal
P0243 Turbo/super charger, laadrukbegrenzing kortsluiting aan massa
P0244 Turbo/super charger, laadrukbegrenzer "A" onjuiste werking
P0245 Turbo/super charger, laadrukbegrenzing, kortsluiting aan massa
P0246 Turbo/super charger, laadrukbegrenzing, kortsluiting aan plus
P0247 Turbo/super charger, omloopmagneetklep "B" onjuiste werking
P0248 Turbo/super charger, omloopmagneetklep "B" buiten meet bereik
P0249 Turbo/super charger, omloopmagneetklep "B" te lage spanning
P0250 Turbo/super charger, omloopmagneetklep "B" te hoge spanning
P0251 Inspuitbegin verstelling "A", onjuiste werking
P0252 Inspuitbegin verstelling "A", buiten bereik
P0253 Inspuitbegin verstelling "A", signaal te laag
P0254 Inspuitbegin verstelling "A", signaal te hoog
P0255 Inspuitbegin verstelling "A", sporadische storing
P0256 Inspuitbegin verstelling "B", onjuiste werking
P0257 Inspuitbegin verstelling "B", buiten meetbereik
P0258 Inspuitbegin verstelling "B", signaal te laag
P0259 Inspuitbegin verstelling "B", signaal te hoog
P0260 Inspuitbegin verstelling "B", sporadische storing
P0261 Injector cilinder 1, kortsluiting met massa
P0262 Injector cilinder 1, kortsluiting met plus
P0263 Inspuithoeveelheid cilinder 1 niet in balans
P0264 Injector cilinder 2, kortsluiting met massa
P0265 Injector cilinder 2, kortsluiting met plus
P0266 Inspuithoeveelheid cilinder 2 niet in balans
P0267 Injector cilinder 3, kortsluiting met massa
P0268 Injector cilinder 3, kortsluiting met plus
P0269 Inspuithoeveelheid cilinder 3 niet in balans
P0270 Injector cilinder 4, kortsluiting met massa
P0271 Injector cilinder 4, kortsluiting met plus
P0272 Inspuithoeveelheid cilinder 4 niet in balans
P0273 Injector cilinder 5, kortsluiting met massa
P0274 Injector cilinder 5, kortsluiting met plus
P0275 Inspuithoeveelheid cilinder 5 niet in balans
P0276 Injector cilinder 6, kortsluiting met massa
P0277 Injector cilinder 6 kortsluiting met plus
P0278 Inspuithoeveelheid cilinder 6 niet in balans

P0279 Injector cilinder 7, kortsluiting met massa
P0280 Injector cilinder 7, kortsluiting met plus
P0281 Inspuithoeveelheid cilinder 7 niet in balans
P0282 Injector cilinder 8, kortsluiting met massa
P0283 Injector cilinder 8, kortsluiting met plus
P0284 Inspuithoeveelheid cilinder 8 niet in balans
P0285 Injector cilinder 9, kortsluiting met massa
P0286 Injector cilinder 9, kortsluiting met plus
P0287 Inspuithoeveelheid cilinder 9 niet in balans
P0288 Injector cilinder 10, kortsluiting met massa
P0289 Injector cilinder 10, kortsluiting met plus
P0290 Inspuithoeveelheid cilinder 10 niet in balans
P0291 Injector cilinder 11, kortsluiting met massa
P0292 Injector cilinder 11, kortsluiting met plus
P0293 Inspuithoeveelheid cilinder 11 niet in balans
P0294 Injector cilinder 12, kortsluiting met massa
P0295 Injector cilinder 12, kortsluiting met plus
P0296 Inspuithoeveelheid cilinder 12 niet in balans
P0297 Voertuig conditie overbelast
P0298 Motor olie temperatuur te hoog
P0299 Turbo/ charger overbelast
P0300 Meervoudig overslaan cilinder waargenomen
P0301 Overslaan cilinder 1 gedetecteerd
P0302 Overslaan cilinder 2 gedetecteerd
P0303 Overslaan cilinder 3 gedetecteerd
P0304 Overslaan cilinder 4 gedetecteerd
P0305 Overslaan cilinder 5 gedetecteerd
P0306 Overslaan cilinder 6 gedetecteerd
P0307 Overslaan cilinder 7 gedetecteerd
P0308 Overslaan cilinder 8 gedetecteerd
P0309 Overslaan cilinder 9 gedetecteerd
P0310 Overslaan cilinder 10 gedetecteerd
P0311 Overslaan cilinder 11 gedetecteerd
P0312 Overslaan cilinder 12 gedetecteerd
P0313 Cilinderoverslag herkend, brandstofgebrek
P0314 Cilinderoverslag, een cilinder
P0315 Afwijkingen krukaspositie systeem niet ingeleerd
P0316 Overslaan tijdens eerste 1000 omwentelingen gedetecteerd
P0317 Hardware ruw-terrein regeling niet aanwezig
P0318 Wegdekconditiesensor "A", onjuist signaal
P0319 Wegdekconditiesensor "B", onjuist signaal
P0320 Sensor motortoerental geen juist signaal
P0321 Sensor motortoerental, onaannemelijk signaal
P0322 Sensor motortoerental/krukasensor, geen signaal
P0323 Motortoerental sensor, sporadische storing
P0324 Pingelregeling, onjuiste werking
P0325 Pingelsensor, onjuist signaal; Bank 1
P0326 Pingelsensor, onaannemelijk signaal; Bank 1
P0327 Pingelsensor, signaal te zwak; Bank 1
P0328 Pingelsensor, signaal te sterk; Bank 1
P0329 Pingelsensor, sporadische storing; Bank 1

P0330 Pingelsensor, onjuist signaal; Bank 2
P0331 Pingelsensor "B", onaannemelijk signaal; Bank 2
P0332 Pingelsensor, signaal te zwak; Bank 2
P0333 Pingelsensor, signaal te sterk; Bank 2
P0334 Pingelsensor, sporadische storing; Bank 2
P0335 Krukaspositie-sensor "A", onjuist signaal
P0336 Krukassensor, onjuist signaal
P0337 Krukassensor, signaal te zwak
P0338 Krukassensor, signaal te hoog
P0339 Krukassensor, sporadische storing
P0340 Nokkenaspositie sensor, onjuist signaal; Bank 1
P0341 Nokkenaspositie-sensor, onaannemelijk signaal; Bank 1
P0342 Nokkenaspositie-sensor, signaal te zwak; Bank 1
P0343 Nokkenaspositie-sensor, signaal te sterk; Bank 1
P0344 Nokkenaspositie-sensor, sporadische storing; Bank 1
P0345 Nokkenaspositie-sensor, circuit; Bank 2
P0346 Nokkenaspositie-sensor, Onaannemelijk signaal
P0347 Nokkenaspositie-sensor, kortsluiting met massa; Bank 2
P0348 Nokkenaspositie-sensor, kortsluiting met plus; Bank 2
P0349 Nokkenaspositie-sensor, sporadische storing; Bank 2
P0350 Bobine, onjuiste werking
P0351 Bobine, onjuiste werking
P0352 Bobine "B", onjuiste werking
P0353 Bobine "C", onjuiste werking
P0354 Bobine "D", onjuiste werking
P0355 Bobine "E", onjuiste werking
P0356 Bobine "F", onjuiste werking
P0357 Bobine "G", onjuiste werking
P0358 Bobine "H", onjuiste werking
P0359 Bobine "I", onjuiste werking
P0360 Bobine "J", onjuiste werking
P0361 Bobine "K", onjuiste werking
P0362 Bobine "L", onjuiste werking
P0363 Overslaan gedetecteerd, brandstoftoevoer onderbroken
P0364 Bobine "L", onjuiste werking primair/secundair circuit
P0365 Nokkenaspositie-sensor, onjuiste werking; Bank 1
P0366 Nokkenaspositie-sensor, onaannemelijk signaal; Bank 1
P0367 Nokkenaspositie-sensor, signaal te zwak; Bank 1
P0368 Nokkenaspositiesensor, signaal te sterk; Bank 1
P0369 Nokkenaspositiesensor, sporadische storing; Bank 1
P0370 Referentie signaal "timing" onjuist
P0371 Referentie signaal "timing" te veel pulsen
P0372 Referentie signaal "timing" te weinig pulsen
P0373 Referentie signaal "timing", sporadische storing; Signaal "A"
P0374 Referentie signaal "timing", signaal onderbroken; Signaal "A"
P0375 Timing-referentie signaal hoog "B", onjuist signaal
P0376 Timing-referentie signaal hoog "B", te veel pulsen
P0377 Timing-referentie signaal hoog "B", te weinig pulsen
P0378 Timing-referentie signaal hoog "B", sporadische storing
P0379 Timing-referentie signaal hoog "B", sporadische storing / geen pulsen
P0380 Gloeibougje, circuit "A"

P0381 Fout in gloeibougiecircuit(controle lamp)
P0382 Gloeibougie, circuit "B"
P0383 Fout in gloeibougiecircuit(controle lamp)
P0384 Gloeibougie, circuit "B"
P0385 Krukassensor "B", onjuist signaal
P0386 Krukassensor "B", onaannemelijk signaal
P0387 Krukassensor "B", te laag signaal
P0388 Krukassensor "B", te hoog signaal
P0389 Krukassensor "B", sporadische storing
P0390 Nokkenaspositiesensor "B", onjuiste werking; Bank 2
P0391 Nokkenaspositiesensor "B", onaannemelijk signaal; Bank 2
P0392 Nokkenaspositiesensor "B", signaal te zwak; Bank 2
P0393 Nokkenaspositiesensor "B", signaal te sterk; Bank 2
P0394 Nokkenaspositiesensor "B", sporadische storing; Bank 2
P0400 Uitlaatgasrecirculatiesysteem, onjuiste werking
P0401 Uitlaatgasrecirculatiesysteem, onvoldoende stroming gassen
P0402 Uitlaatgasrecirculatiesysteem, te veel uitlaatgasdoorstroming vastgesteld
P0403 Magneetklep-uitlaatgasrecirculatie, onjuiste werking
P0404 Uitlaatgasrecirculatiesysteem, regelverschil
P0405 Temperatuursensor "A" uitlaatgasrecirculatie, signaal te zwak
P0406 Temperatuursensor "A" uitlaatgasrecirculatie, signaal te sterk
P0407 Potentiometer "B" uitlaatgasrecirculatie, signaal te zwak
P0408 Potentiometer "B" uitlaatgasrecirculatie, signaal te sterk
P0409 Uitlaatgasrecirculatie sensor "A", onjuist signaal
P0410 Secundair -luchtsysteem, onjuiste werking
P0411 Secundair-luchtsysteem, onvoldoende doorstroming
P0412 Secundaire-luchtinblaasklep "A", onjuiste werking
P0413 Secundaire-luchtinblaasklep, circuit onderbroken
P0414 Secundaire-luchtinblaasklep "A", kortsluiting
P0415 Secundaire-luchtinblaasklep "B", onjuiste werking
P0416 Secundaire-luchtinblaasklep "B", circuit onderbroken
P0417 Secundaire-luchtinblaasklep "B", kortsluiting
P0418 Relais voor secundaire-luchtpomp "A", onjuiste werking
P0419 Relais voor secundaire-luchtpomp "B", onjuiste werking
P0420 Katalysator, onjuiste werking
P0421 Katalysator, onjuiste werking; Bank 1
P0422 Hoofd katalysator, onjuiste werking; Bank 1
P0423 Verwarmde katalysator, onjuiste werking; Bank 1
P0424 Verwarmde katalysator, temperatuur te laag; Bank 1
P0425 Temperatuursensor katalysator; Bank 1
P0426 Temperatuur sensor katalysator, onjuiste werking; Bank 1
P0427 Temperatuur sensor katalysator, kortsluiting met massa; Bank 1
P0428 Temperatuursensor katalysator, kortsluiting met plus; Bank 1
P0429 Verwarmde katalysator, onjuiste werking circuit verwarming; Bank 1
P0430 Katalysator, onjuiste werking; Bank 2
P0431 Opwarmkatalysator, onjuiste werking; Bank 2
P0432 Hoofdkatalysator, geringe werking; Bank 2
P0433 Verwarmde katalysator, geringe werking; Bank 2
P0434 Katalysator, temperatuur te laag; Bank 2
P0435 Temperatuursensor katalysator; Bank 2
P0436 Temperatuursensor katalysator, onaannemelijk signaal; Bank 2

- P0437 Temperatuursensor katalysator, Kortsluiting met massa; Bank 2
- P0438 Temperatuursensor katalysator, Kortsluiting met plus; Bank 2
- P0439 Verwarming circuit katalysator; Bank 2
- P0440 Brandstofregeneratiesysteem, onjuiste werking
- P0441 Brandstofregeneratiesysteem, doorlaat foutief
- P0442 Brandstofregeneratiesysteem, lekkage gedetecteerd
- P0443 Brandstofregeneratieklep, onjuiste werking
- P0444 Magneetklep brandstofregeneratiesysteem, circuit onderbroken
- P0445 Magneetklep brandstofregeneratiesysteem, kortsluiting
- P0446 Brandstofregeneratiesysteem, controle circuit
- P0447 Brandstofregeneratiesysteem, systeem blijft "open" staan
- P0448 Brandstofregeneratiesysteem, systeem blijft "gesloten"
- P0449 Brandstofregeneratiesysteem, sporadische storing
- P0450 Druksensor brandstofregeneratiesysteem, onjuist signaal
- P0451 Druksensor brandstofregeneratiesysteem, circuit onderbroken
- P0452 Druksensor brandstofregeneratiesysteem, signaal te zwak
- P0453 Druksensor brandstofregeneratiesysteem, signaal te sterk
- P0454 Druksensor brandstofregeneratiesysteem, sporadische storing
- P0455 Brandstofregeneratiesysteem, lekkage waargenomen
- P0456 Brandstofdam afzuigsysteem, erg klein lek
- P0457 Brandstofdam afzuigsysteem, lek (vuldop ontbreekt/los)
- P0458 Klep brandstofdam afzuigsysteem, laag circuit
- P0459 Klep brandstofdam afzuigsysteem, hoog circuit
- P0460 Brandstofniveausensor, onjuist signaal
- P0461 Brandstofniveau sensor, onaannemelijk signaal
- P0462 Brandstofniveau sensor, signaal te zwak
- P0463 Brandstofniveau sensor, signaal te sterk
- P0464 Brandstof niveausensor, sporadische storing
- P0465 Brandstofregeneratie systeem, circuit stromingssensor
- P0466 Stromingssensor brandstofregeneratie systeem, onaannemelijk signaal
- P0467 Stromingssensor brandstofregeneratie systeem, signaal te laag
- P0468 Stromingssensor brandstofregeneratie systeem, signaal te hoog
- P0469 Stromingssensor brandstofregeneratie systeem, sporadische storing
- P0470 Uitlaatgasdruksensor, onjuist signaal
- P0471 Uitlaatgasdruksensor, onaannemelijk signaal
- P0472 Uitlaatgasdruksensor, signaal te laag
- P0473 Uitlaatgasdruksensor, signaal te hoog
- P0474 Uitlaatgasdruksensor, sporadische storing
- P0475 Uitlaatgasdruksensor, onjuiste werking
- P0476 Uitlaatgasdrukcontroleklep, onjuiste werking
- P0477 Uitlaatgasdrukcontroleklep, signaal te laag
- P0478 Uitlaatgasdrukcontroleklep, signaal te hoog
- P0479 Uitlaatgasdrukcontroleklep, sporadische storing
- P0480 Koelluchtventilatoraansturing 1, onjuiste werking
- P0481 Koelluchtventilatoraansturing 2, onjuiste werking
- P0482 Koelluchtventilatoraansturing 3, onjuiste werking
- P0483 Koelluchtventilator, werking
- P0484 Koelluchtventilator, stroom circuit
- P0485 Koelluchtventilator, massa probleem
- P0486 Sensor uitlaatgasrecirculatie "B", onjuist signaal
- P0487 Uitlaatgasrecirculatiepositiesensor, onjuist signaal

- P0488 Uitlaatgasrecirculatiepositiesensor, onjuist signaal
- P0489 Uitlaatgasrecirculatie controle circuit, signaal te laag
- P0490 Uitlaatgasrecirculatie controle circuit, signaal te hoog
- P0491 Secundaire luchtinjectie systeem; Bank 1
- P0492 Secundaire luchtinjectie systeem; Bank 2
- P0493 Koelluchtventilator overbelast
- P0494 Koelluchtventilator, te trage werking
- P0495 Koelluchtventilator, te hoge ventilator snelheid
- P0496 Brandstofregeneratiesysteem, doorstroming te hoog
- P0497 Brandstofregeneratiesysteem, doorstroming te laag
- P0498 Brandstofregeneratiecontrolesysteem, signaal te laag
- P0499 Brandstofregeneratiecontrolesysteem, signaal te hoog
- P0500 Snelheidsensor, onjuist signaal
- P0501 Snelheidsensor, onjuist signaal
- P0502 Snelheidsensor, onjuist signaal
- P0503 Voertuigsnelheids-sensor, signaal te hoog / sporadische storing
- P0504 Remlichtschakelaar A / B, samenhang
- P0505 Stationairregelklep, onjuiste werking
- P0506 Stationairregelklep, toerental lager dan verwacht
- P0507 Stationairregelklep, toerental hoger dan verwacht
- P0508 Regeling stationair toerental, signaal te laag
- P0509 Regeling stationair toerental, signaal te hoog
- P0510 Stationairschakelaar, onjuist signaal
- P0511 Stationairtoerental controle circuit
- P0512 Beïnvloeding stationairtoerental niet mogelijk
- P0513 Verkeerde weggrijpblokkeringcode
- P0514 Temperatuursensor accu, onjuist signaal
- P0515 Temperatuursensor accu, onjuist signaal
- P0516 Temperatuursensor accu, te laag signaal
- P0517 Temperatuursensor accu, te hoog signaal
- P0518 Stationair controle sporadische storing
- P0519 Stationair controle circuit, onjuiste werking
- P0520 Motorolie druksensor/schakelaar, onjuist signaal
- P0521 Motorolie druksensor/schakelaar, onaannemelijk signaal
- P0522 Motorolie druksensor/schakelaar, te laag signaal
- P0523 Motorolie druksensor/schakelaar, te hoog signaal
- P0524 Motorolie druk te laag
- P0525 Cruise control servo, onjuiste werking
- P0526 Koelluchtventilator-snelheidsensor, onaannemelijk signaal
- P0527 Koelluchtventilator-snelheidsensor, onjuist signaal
- P0528 Koelluchtventilator-snelheidsensor, geen signaal
- P0529 Koelluchtventilator-snelheidsensor, sporadische storing
- P0530 Druksensor airco, onjuist signaal
- P0531 Belastingssignaal van aircocompressor, onaannemelijk signaal
- P0532 Druksensor airco, signaal te zwak
- P0533 Druksensor airco, signaal te sterk
- P0534 Airco, verlies van koelmiddel
- P0535 Temperatuursensor verdamper airco, onjuist signaal
- P0536 Temperatuursensor verdamper airco, onaannemelijk signaal
- P0537 Temperatuursensor verdamper airco, te laag signaal
- P0538 Temperatuursensor verdamper airco, te hoog signaal

P0539 Temperatuursensor verdampers airco, sporadische storing
P0540 Circuit verwarming inlaatlucht "A"
P0541 Verwarming inlaatlucht "A", sluiting naar massa
P0542 Verwarming inlaatlucht "A", sluiting naar plus
P0543 Verwarming inlaatlucht "A", circuit onderbroken
P0544 Sensor temperatuur uitlaatgasrecirculatie Cilinderrij 1, fout in circuit
P0545 Sensor temperatuur uitlaatgasrecirculatie Cilinderrij 1, laag signaal
P0546 Sensor temperatuur uitlaatgasrecirculatie Cilinderrij 1, hoog signaal
P0547 Sensor temperatuur uitlaatgasrecirculatie Cilinderrij 2, fout in circuit
P0548 Sensor temperatuur uitlaatgasrecirculatie Cilinderrij 2, laag signaal
P0549 Sensor temperatuur uitlaatgasrecirculatie Cilinderrij 2, hoog signaal
P0550 Druksensor stuurbekrachtiging, onjuist signaal
P0551 Druksensor stuurbekrachtiging, onaannemelijk signaal
P0552 Druksensor stuurbekrachtiging, te laag signaal
P0553 Druksensor stuurbekrachtiging, te hoog signaal
P0554 Druksensor stuurbekrachtiging, sporadische storing
P0555 Sensor remkracht versterker
P0556 Sensor remkracht versterker, onaannemelijk signaal
P0557 Sensor remkracht versterker, te laag signaal
P0558 Sensor remkracht versterker, te hoog signaal
P0559 Sensor remkracht versterker, sporadische storing
P0560 Systeemspanning, onaannemelijk signaal
P0561 Systeemvoltage, niet stabiel
P0562 Systeemspanning, spanning te laag
P0563 Systeemspanning, spanning te hoog
P0564 Cruise control, invoer Multi-functie schakelaar "A"
P0565 Aanschakel signaal cruise-control is niet aanwezig
P0566 Uitschakel signaal cruise-control is niet aanwezig
P0567 Cruise-control, signaal terugkoppeling afwezig
P0568 Schakelaar cruise control-snelheidsregelsysteem, onaannemelijk signaal
P0569 Cruise control, afrem signaal ontbreekt
P0570 Signaal acceleratie cruise-control, onjuist signaal
P0571 Cruise control, onjuist signaal remlichtschakelaar
P0572 Cruise control, signaal remlichtschakelaar beneden minimum
P0573 Cruise control, signaal remlichtschakelaar te hoog
P0574 Cruise control, voertuig snelheid te hoog
P0575 Cruise control, onjuist signaal circuit invoer
P0576 Cruise control invoer circuit, te laag signaal
P0577 Cruise control invoer circuit, te hoog signaal
P0578 Cruise control, invoer multi-functie schakelaar "A", circuit onderbroken
P0579 Cruise control, invoer multi-functie schakelaar "A", onjuiste werking
P0580 Cruise control, invoer Multi-functie schakelaar "A", signaal te laag
P0581 Cruise control, invoer Multi-functie schakelaar "A", signaal te hoog
P0582 Cruise control vacuüm controle circuit, circuit onderbroken
P0583 Cruise-control vacuüm controle circuit, te laag signaal
P0584 Cruise-control vacuüm controle circuit, te hoog signaal
P0585 Cruise control, verband tussen invoer Multi-functie schakelaar "A"/ "B" weg
P0586 Cruise control, ventilatie / ontluchting regeling, circuit onderbroken
P0587 Cruise control, ventilatie / ontluchting regeling, kortsluiting met massa
P0588 Cruise control, ventilatie / ontluchting regeling, kortsluiting met plus
P0589 Cruise control, invoer multi-functie schakelaar "B"

- P0590 Cruise control, invoer multi-functie schakelaar "B", circuit onderbroken
- P0591 Cruise control, invoer multi-functie schakelaar "B", onjuiste werking
- P0592 Cruise control, invoer multi-functie schakelaar "B", te laag signaal
- P0593 Cruise control, invoer multi-functie schakelaar "B", te hoog signaal
- P0594 Cruise control, servo regeling, circuit onderbroken
- P0595 Cruise control, servo regeling, kortsluiting aan massa
- P0596 Cruise control, servo regeling, kortsluiting aan plus
- P0597 Thermostaat temperatuur controle, circuit onderbroken
- P0598 Thermostaat temperatuur controle, te laag signaal
- P0599 Thermostaat temperatuur controle, te hoog signaal
- P0600 Seriële communicatie ontbreekt
- P0601 Regelapparaat defect
- P0602 Regelapparaat defect, interne fout
- P0603 Regelapparaat defect, interne fout(KAM)
- P0604 Regelapparaat defect (Ram geheugen)
- P0605 Regelapparaat defect (ROM geheugen)
- P0606 Regelapparaat defect, fout in micro processor
- P0607 Regelapparaat defect, onjuiste werking
- P0608 Stuurmodule snelheidssensor uitgang "A"
- P0609 Stuurmodule snelheidssensor uitgang "B"
- P0610 Regelunit, fout in module voertuig opties
- P0611 Regelunit, controle module werking injectoren
- P0612 Regelunit, injector controle module circuit relais
- P0613 Regelunit, TCM processor
- P0614 Regelunit/regeleenheid transmissie, miscommunicatie
- P0615 Startmotortrelais, circuit
- P0616 Startmotorrelais, kortsluiting met massa
- P0617 Startmotorrelais, kortsluiting met plus
- P0618 Alternatieve brandstofcontrole module, geheugenfout(KAM)
- P0619 Alternatieve brandstofcontrole module, geheugenfout(RAM/ROM)
- P0620 Controle circuit dynamo
- P0621 Dynamo, Lampen sturing "L"
- P0622 Dynamo, veld controle "F"
- P0623 Controle circuit dynamo lamp
- P0624 Brandstofdop controle lamp, circuit fout
- P0625 Dynamo veld aansluiting, kortsluiting met massa
- P0626 Dynamo veld aansluiting, kortsluiting met plus
- P0627 Brandstofpompcontrole circuit, circuit onderbroken
- P0628 Brandstofpompcontrole circuit, kortsluiting aan massa
- P0629 Brandstofpompcontrole circuit, kortsluiting aan plus
- P0630 Chassisnummer niet geprogrammeerd of herkend, regeleenheid motor/ regeleenheid aandrijflijn
- P0631 Chassisnummer niet geprogrammeerd of herkend, regeleenheid transmissie
- P0632 Kilometer teller niet ingelezen in regelunit, regeleenheid motor/ regeleenheid aandrijflijn
- P0633 Sleutel startonderbreking niet ingeprogrammeerd, regeleenheid motor/ regeleenheid aandrijflijn
- P0634 Regeleenheid: aandrijflijn, motor , transmissie; Temperatuur te hoog
- P0635 Stuurbevestiging controle circuit
- P0636 Stuurbevestiging controle circuit, sluiting aan massa
- P0637 Stuurbevestiging controle circuit, sluiting aan plus
- P0638 Gasklepregeleenheid, onaannemelijk signaal
- P0639 Gasklepregeleenheid "2", onaannemelijk signaal
- P0640 Circuit verwarming inlaatlucht

- P0641 Sensor hoogte voltage "A", circuit onderbroken
- P0642 Sensor referentie hoogte voltage "A", te laag signaal
- P0643 Sensor referentie hoogte voltage "A", te hoog signaal
- P0644 Instrumentenpaneel bestuurder, circuit seriële datacommunicatie
- P0645 Airconditioning controle circuit, onaannemelijk signaal
- P0646 Airconditioning controle circuit, te laag signaal
- P0647 Airconditioning controle circuit, te hoog signaal
- P0648 Controle lamp startonderbreking
- P0649 Circuit "cruise-control" controle lamp
- P0650 Diagnoselampje (MIL), storing in circuit
- P0651 Sensor hoogte voltage "B", circuit onderbroken
- P0652 Sensor hoogte voltage "B", te laag signaal
- P0653 Sensor hoogte voltage "B", te hoog signaal
- P0654 Uitgangssignaal voor motortoerental, onaannemelijk signaal
- P0655 Diagnoselampje motortemperatuur, onaannemelijk signaal
- P0656 Brandstofmeter, onjuist uitgangssignaal
- P0657 Voltage "actuator", circuit onderbroken
- P0658 Voltage "actuator", te lage voltage
- P0659 Voltage "actuator", voltage te hoog
- P0660 Inlaatspruitstuk-lengte/diameter-omschakeling, circuit onderbroken; Bank 1
- P0661 Inlaatspruitstuk-lengte/diameter-omschakeling, kortsluiting met massa; Bank 1
- P0662 Inlaatspruitstuk-lengte/diameter-omschakeling, kortsluiting met plus; Bank 1
- P0663 Inlaatspruitstuk-lengte/diameter-omschakeling, circuit onderbroken; Bank 2
- P0664 Inlaatspruitstuk-lengte/diameter-omschakeling, kortsluiting met massa; Bank 2
- P0665 Inlaatspruitstuk-lengte/diameter-omschakeling, kortsluiting met massa; Bank 2
- P0666 Regelunit, aandrijflijn, motor, transmissie; Circuit interne temperatuursensor
- P0667 Regelunit, aandrijflijn, motor, transmissie; Interne temperatuursensor, onaannemelijk signaal
- P0668 Regelunit, aandrijflijn, motor, transmissie; Interne temperatuursensor, te laag signaal
- P0669 Regelunit, aandrijflijn, motor, transmissie; Interne temperatuursensor te hoog signaal
- P0670 Regelunit gloeibougje-aansturing, onjuiste werking
- P0671 Regelunit gloeibougje-aansturing cilinder 1, onjuiste werking
- P0672 Regelunit gloeibougje-aansturing cilinder 2, onjuiste werking
- P0673 Regelunit gloeibougje-aansturing cilinder 3, onjuiste werking
- P0674 Gloeispiraal cilinder 4 (Q13), elektrische storing in stroomcircuit
- P0675 Gloeispiraal cilinder 5 (Q14), elektrische storing in stroomcircuit
- P0676 Gloeispiraal cilinder 6 (Q15), elektrische storing in stroomcircuit
- P0677 Gloeispiraal cilinder 7 (Q16), elektrische storing in stroomcircuit
- P0678 Gloeispiraal cilinder 8 (Q17), elektrische storing in stroomcircuit
- P0679 Gloeispiraal cilinder 9 (Q18), elektrische storing in stroomcircuit
- P0680 Gloeispiraal cilinder 10 (Q19), elektrische storing in stroomcircuit
- P0681 Gloeispiraal cilinder 11 (Q20), elektrische storing in stroomcircuit
- P0682 Gloeispiraal cilinder 12 (Q21), elektrische storing in stroomcircuit
- P0683 Regelunit gloeibougjes, geen signaal naar regeleenheid aandrijflijn
- P0684 Regelunit gloeibougjes, onaannemelijk signaal
- P0685 Voedingsrelais regeleenheid, circuit onderbroken
- P0686 Voedingsrelais regeleenheid, kortsluiting met massa
- P0687 Voedingsrelais regeleenheid, kortsluiting met plus
- P0688 Voedingsrelais regeleenheid, referentie circuit onderbroken
- P0689 Voedingsrelais regeleenheid, referentie signaal te laag
- P0690 Voedingsrelais regeleenheid, referentie signaal te hoog
- P0691 Koelluchtventilator 1, kortsluiting met massa

P0692 Koelluchtventilator 1, kortsluiting met plus
P0693 Koelluchtventilator 2, kortsluiting met massa
P0694 Koelluchtventilator 2, kortsluiting met plus
P0695 Koelluchtventilator 3, kortsluiting met massa
P0696 Koelluchtventilator 3, kortsluiting met plus
P0697 Sensor "C" referentie voltage, circuit onderbroken
P0698 Sensor "C" referentie voltage, kortsluiting aan massa
P0699 Sensor "C" referentie voltage, kortsluiting aan plus
P0700 Regeleenheid transmissie, onjuiste werking
P0701 Regeleenheid transmissie, controle transmissie onaannemelijk signaal
P0702 Transmissie, onjuiste werking
P0703 Remlichtschakelaar, onjuist signaal
P0704 Koppelingsschakelaar, onjuist signaal
P0705 Rijstandsensoren transmissie (PRND), onjuist signaal
P0706 Sensor transmissietrap automaat, onjuist signaal
P0707 Sensor transmissietrap automaat, signaal te zwak
P0708 Sensor transmissietrap automaat, signaal te sterk
P0709 Sensor transmissietrap automaat, tijdelijke storing
P0710 Temperatuursensoren transmissievloeistof, onjuist signaal
P0711 Temperatuursensoren transmissievloeistof, onaannemelijk signaal
P0712 Temperatuursensoren transmissievloeistof, signaal te zwak
P0713 Temperatuursensoren transmissievloeistof, signaal te sterk
P0714 Temperatuursensoren transmissievloeistof, tijdelijke storing
P0715 Sensor ingangstoerental transmissie, onjuist signaal
P0716 Sensor ingangstoerental transmissie, onaannemelijk signaal
P0717 Sensor ingangstoerental transmissie, geen signaal
P0718 Sensor ingangstoerental transmissie, tijdelijke storing
P0719 Koppelomvormer/remschakelaar, onjuist signaal
P0720 Sensor uitgangstoerental transmissie, onjuist signaal
P0721 Sensor uitgangstoerental transmissie, onaannemelijk signaal
P0722 Sensor uitgangstoerental transmissie, geen signaal
P0723 Sensor uitgangstoerental transmissie, tijdelijke storing
P0724 Koppelomvormer/remschakelaar, signaal te sterk
P0725 Toerentalsignaal van regeleenheid motor naar regeleenheid transmissie, onjuist signaal
P0726 Toerentalsignaal van regeleenheid motor naar regeleenheid transmissie, onaannemelijk signaal
P0727 Toerentalsignaal van regeleenheid motor naar regeleenheid transmissie, geen signaal
P0728 Toerentalsignaal van regeleenheid motor naar regeleenheid transmissie, storing in circuit
P0729 Overbrengingsverhouding versnelling 6, onjuist
P0730 Overbrengingsverhouding transmissie, onjuist
P0731 Overbrengingsverhouding versnelling 1, onjuist
P0732 Overbrengingsverhouding versnelling 2, onjuist
P0733 Overbrengingsverhouding versnelling 3, onjuist
P0734 Overbrengingsverhouding versnelling 4, onjuist
P0735 Overbrengingsverhouding versnelling 5, onjuist
P0736 Overbrengingsverhouding achteruit, onjuist
P0737 Regeleenheid transmissie, circuit uitgaand signaal motortoerental
P0738 Regeleenheid transmissie, uitgaand signaal motortoerental te zwak
P0739 Regeleenheid transmissie, uitgaand signaal motortoerental te sterk
P0740 Koppeling koppelmvormer, onjuiste werking
P0741 Koppeling koppelmvormer, onjuiste werking
P0742 Koppeling koppelmvormer, onjuiste werking

P0743 Koppeling koppelomvormer, storing in circuit
P0744 Koppeling koppelomvormer, tijdelijke storing
P0745 Magneetklep drukregelaar transmissie, onjuiste werking
P0746 Magneetklep drukregelaar transmissie, onjuiste werking
P0747 Magneetklep drukregelaar transmissie, onjuiste werking
P0748 Magneetklep drukregelaar transmissie, storing in circuit
P0749 Magneetklep drukregelaar transmissie, tijdelijke storing
P0750 Transmissie schakelklep 1, onjuiste werking
P0751 Transmissie schakelklep 1, onjuiste werking
P0752 Transmissie schakelklep 1, onjuiste werking
P0753 Transmissie schakelklep 1, storing in circuit
P0754 Transmissie schakelklep 1, tijdelijke storing
P0755 Transmissie schakelklep 2, onjuiste werking
P0756 Transmissie schakelklep 2, onjuiste werking
P0757 Transmissie schakelklep 2, onjuiste werking
P0758 Transmissie schakelklep 2, storing in circuit
P0759 Transmissie schakelklep 2, tijdelijke storing
P0760 Transmissie schakelklep 3, onjuiste werking
P0761 Transmissie schakelklep 3, onjuiste werking
P0762 Transmissie schakelklep 3, onjuiste werking
P0763 Transmissie schakelklep 3, storing in circuit
P0764 Transmissie schakelklep 3, tijdelijke storing
P0765 Transmissie schakelklep 4, onjuiste werking
P0766 Transmissie schakelklep 4, onjuiste werking
P0767 Transmissie schakelklep 4, onjuiste werking
P0768 Transmissie schakelklep 4, storing in circuit
P0769 Transmissie schakelklep 4, tijdelijke storing
P0770 Transmissie schakelklep 5, onjuiste werking
P0771 Transmissie schakelklep 5, onjuiste werking
P0772 Transmissie schakelklep 5, onjuiste werking
P0773 Transmissie schakelklep 5, storing in circuit
P0774 Transmissie schakelklep 5, tijdelijke storing
P0775 Magneetklep 2 drukregelaar transmissie, onjuiste werking
P0776 Magneetklep 2 drukregelaar transmissie, onjuiste werking
P0777 Magneetklep 2 drukregelaar transmissie, onjuiste werking
P0778 Magneetklep 2 drukregelaar transmissie, storing in circuit
P0779 Magneetklep 2 drukregelaar transmissie, tijdelijke storing
P0780 Transmissie, storing bij schakelen
P0781 Transmissie, storing bij schakelen 1-2
P0782 Transmissie, storing bij schakelen 2-3
P0783 Transmissie, storing bij schakelen 3-4
P0784 Transmissie, storing bij schakelen 4-5
P0785 Magneetklep schakelmoment transmissie, onjuiste werking
P0786 Magneetklep schakelmoment transmissie, onaannemelijk signaal
P0787 Magneetklep schakelmoment transmissie, signaal te zwak
P0788 Magneetklep schakelmoment transmissie, signaal te sterk
P0789 Magneetklep schakelmoment transmissie, tijdelijke storing
P0790 Transmissie schakelaar "normaal/sport", onjuiste werking
P0791 Snelheidssensor 1 tussenas transmissie, onjuiste werking
P0792 Snelheidssensor 1 tussenas transmissie, onjuiste werking
P0793 Snelheidssensor 1 tussenas transmissie, geen signaal

P0794 Snelheidssensor 1 tussenas transmissie, tijdelijke storing
P0795 Magneetklep 3 drukregelaar transmissie, onjuiste werking
P0796 Magneetklep 3 drukregelaar transmissie, onjuiste werking
P0797 Magneetklep 3 drukregelaar transmissie, onjuiste werking
P0798 Magneetklep 3 drukregelaar transmissie, storing in circuit
P0799 Magneetklep 3 drukregelaar transmissie, tijdelijke storing
P0800 Transmissie, aanvraag storingslamp (MIL)
P0801 Transmissie blokkering achteruit, onjuiste werking
P0802 Transmissie storingslamp (MIL), open circuit
P0803 Transmissie schakelklep 1-4, onjuiste werking
P0804 Transmissie waarschuwinglampje opschakelen, storing in circuit
P0805 Positiesensor koppeling, storing in circuit
P0806 Positiesensor koppeling, onjuiste werking
P0807 Positiesensor koppeling, signaal te zwak
P0808 Positiesensor koppeling, signaal te sterk
P0809 Positiesensor koppeling, tijdelijke storing
P0810 Bediening koppeling, onjuiste werking
P0811 Koppeling, overmatige slip
P0812 Transmissie achteruit, storing ingaand circuit
P0813 Transmissie achteruit, storing uitgaand circuit
P0814 Transmissie keuze display, storing in circuit
P0815 Schakelaar voor opschakelen, storing in circuit
P0816 Schakelaar voor terugschakelen, storing in circuit
P0817 Startvergrendeling, storing in circuit
P0818 Aandrijflijn ontkoppelschakelaar, storing ingaand circuit
P0819 Schakelaars op- en terugschakelen komen niet overeen met ingeschakelde versnelling
P0820 Versnellingshendel X-Y positiesensor, storing in circuit
P0821 Versnellingshendel X positiesensor, storing in circuit
P0822 Versnellingshendel Y positiesensor, storing in circuit
P0823 Versnellingshendel X positiesensor, tijdelijke storing
P0824 Versnellingshendel Y positiesensor, tijdelijke storing
P0825 Schakelaars op- en terugschakelen (versnelling beïnvloeding), storing in circuit
P0826 Schakelaars op- en terugschakelen, storing ingaand circuit
P0827 Schakelaars op- en terugschakelen, ingaand signaal te zwak
P0828 Schakelaars op- en terugschakelen, ingaand signaal te sterk
P0829 Versnelling 5-6, onjuiste werking
P0830 Koppelingsschakelaar 1, storing in circuit
P0831 Koppelingsschakelaar 1, signaal te zwak
P0832 Koppelingsschakelaar 1, signaal te sterk
P0833 Koppelingsschakelaar 2, storing in circuit
P0834 Koppelingsschakelaar 2, signaal te sterk
P0835 Koppelingsschakelaar 2, signaal te sterk
P0836 Schakelaar vierwielaandrijving, storing in circuit
P0837 Schakelaar vierwielaandrijving, onjuiste werking
P0838 Schakelaar vierwielaandrijving, signaal te zwak
P0839 Schakelaar vierwielaandrijving, signaal te sterk
P0840 Transmissie vloeistofdruksensor 1 of vloeistofdrukschakelaar 1, storing in circuit
P0841 Transmissie vloeistofdruksensor 1 of vloeistofdrukschakelaar 1, onaannemelijk signaal
P0842 Transmissie vloeistofdruksensor 1 of vloeistofdrukschakelaar 1, signaal te zwak
P0843 Transmissie vloeistofdruksensor 1 of vloeistofdrukschakelaar 1, signaal te sterk
P0844 Transmissie vloeistofdruksensor 1 of vloeistofdrukschakelaar 1, tijdelijke storing

- P0845 Transmissie vloeistofdruksensor 2 of vloeistofdrukschakelaar 2, storing in circuit
- P0846 Transmissie vloeistofdruksensor 2 of vloeistofdrukschakelaar 2, onjuiste werking
- P0847 Transmissie vloeistofdruksensor 2 of vloeistofdrukschakelaar 2, signaal te zwak
- P0848 Transmissie vloeistofdruksensor 2 of vloeistofdrukschakelaar 2, signaal te sterk
- P0849 Transmissie vloeistofdruksensor 2 of vloeistofdrukschakelaar 2, tijdelijke storing
- P0850 Schakelaar neutraal of park, storing in ingaand circuit
- P0851 Schakelaar neutraal of park, ingaand signaal te zwak
- P0852 Schakelaar neutraal of park, ingaand signaal te sterk
- P0853 Schakelaar "Drive", storing in ingaand circuit
- P0854 Schakelaar "Drive", ingaand signaal te zwak
- P0855 Schakelaar "Drive", ingaand signaal te sterk
- P0856 Tractie controle, storing ingaand signaal
- P0857 Tractie controle, storing ingaand signaal of onjuiste werking
- P0858 Tractie controle, ingaand signaal te zwak
- P0859 Tractie controle, ingaand signaal te sterk
- P0860 Regeleenheid transmissie, storing in communicatiecircuit
- P0861 Regeleenheid transmissie, signaal communicatiecircuit te zwak
- P0862 Regeleenheid transmissie, signaal communicatiecircuit te sterk
- P0863 Regeleenheid transmissie, storing in communicatiecircuit
- P0864 Regeleenheid transmissie, storing in communicatiecircuit
- P0865 Regeleenheid transmissie, signaal communicatie te zwak
- P0866 Regeleenheid transmissie, signaal communicatie te sterk
- P0867 Transmissie vloeistofdruk, onjuist
- P0868 Transmissie vloeistofdruk, te laag
- P0869 Transmissie vloeistofdruk, te hoog
- P0870 Transmissie vloeistofdruksensor 3 of vloeistofdrukschakelaar 3, storing in circuit
- P0871 Transmissie vloeistofdruksensor 3 of vloeistofdrukschakelaar 3, storing in circuit
- P0872 Transmissie vloeistofdruksensor 3 of vloeistofdrukschakelaar 3, signaal te zwak
- P0873 Transmissie vloeistofdruksensor 3 of vloeistofdrukschakelaar 3, signaal te sterk
- P0874 Transmissie vloeistofdruksensor 3 of vloeistofdrukschakelaar 3, tijdelijke storing
- P0875 Transmissie vloeistofdruksensor 4 of vloeistofdrukschakelaar 4, storing in circuit
- P0876 Transmissie vloeistofdruksensor 4 of vloeistofdrukschakelaar 4, onjuiste werking
- P0877 Transmissie vloeistofdruksensor 4 of vloeistofdrukschakelaar 4, signaal te zwak
- P0878 Transmissie vloeistofdruksensor 4 of vloeistofdrukschakelaar 4, signaal te sterk
- P0879 Transmissie vloeistofdruksensor 4 of vloeistofdrukschakelaar 4, tijdelijke storing
- P0880 Regeleenheid transmissie, (signaal) ingaande voeding onjuist
- P0881 Regeleenheid transmissie, (signaal) ingaande voeding onjuist
- P0882 Regeleenheid transmissie, (signaal) ingaande voeding te zwak
- P0883 Regeleenheid transmissie, (signaal) ingaande voeding te sterk
- P0884 Regeleenheid transmissie, (signaal) ingaande voeding tijdelijke storing
- P0885 Voedingsrelais regeleenheid transmissie, onjuiste werking
- P0886 Voedingsrelais regeleenheid transmissie, signaal te zwak
- P0887 Voedingsrelais regeleenheid transmissie, signaal te sterk
- P0888 Voedingsrelais regeleenheid transmissie, voltage controle circuit
- P0889 Voedingsrelais regeleenheid transmissie, voltage controle circuit onjuiste werking
- P0890 Voedingsrelais regeleenheid transmissie, voltage controle circuit signaal te zwak
- P0891 Voedingsrelais regeleenheid transmissie, voltage controle circuit signaal te sterk
- P0892 Voedingsrelais regeleenheid transmissie, voltage controle tijdelijke storing
- P0893 Meerdere versnellingen ingeschakeld
- P0894 Transmissie, slippend onderdeel
- P0895 Transmissie, schakeltijd te kort

- P0896 Transmissie, schakeltijd te lang
- P0897 Transmissievloeistof, verouderd of slecht
- P0898 Regeleenheid transmissie, signaal aanvraag storingslamp (MIL) te zwak
- P0899 Regeleenheid transmissie, signaal aanvraag storingslamp (MIL) te sterk
- P0900 Actuator bediening koppeling, onjuiste werking of storing in circuit
- P0901 Actuator bediening koppeling, onjuiste werking
- P0902 Actuator bediening koppeling, signaal te zwak
- P0903 Actuator bediening koppeling, signaal te sterk
- P0904 Transmissie positie keuzehendel, storing in circuit
- P0905 Transmissie positie keuzehendel, onjuiste werking
- P0906 Transmissie positie keuzehendel, signaal te zwak
- P0907 Transmissie positie keuzehendel, signaal te sterk
- P0908 Transmissie positie keuzehendel, tijdelijke storing
- P0909 Transmissie bediening versnelling, storing
- P0910 Actuator versnellingsbediening, storing in circuit
- P0911 Actuator versnellingsbediening, onjuiste werking
- P0912 Actuator versnellingsbediening, signaal te zwak
- P0913 Actuator versnellingsbediening, signaal te sterk
- P0914 Transmissie positiesensor versnellingsbediening, storing in circuit
- P0915 Transmissie positiesensor versnellingsbediening, onjuiste werking
- P0916 Transmissie positiesensor versnellingsbediening, signaal te zwak
- P0917 Transmissie positiesensor versnellingsbediening, signaal te sterk
- P0918 Transmissie positiesensor versnellingsbediening, tijdelijke storing
- P0919 Transmissie positiesensor versnellingsbediening, storing
- P0920 Actuator bediening oneven versnellingen, onjuiste werking
- P0921 Actuator bediening versnellingen voorwaarts, onjuiste werking
- P0922 Actuator bediening versnellingen voorwaarts, signaal te zwak
- P0923 Actuator bediening versnellingen voorwaarts, signaal te sterk
- P0924 Actuator bediening versnellingen achteruit, onjuiste werking
- P0925 Actuator bediening versnellingen achteruit, onjuiste werking
- P0926 Actuator bediening versnelling achteruit, signaal te zwak
- P0927 Actuator bediening versnelling achteruit, signaal te sterk
- P0928 Blokkeer-magneetklep versnelling, onjuiste werking
- P0929 Blokkeer-magneetklep versnelling, onjuiste werking
- P0930 Blokkeer-magneetklep versnelling, signaal te zwak
- P0931 Blokkeer-magneetklep versnelling, signaal te sterk
- P0932 Transmissie vloeistofdruksensor, storing in circuit
- P0933 Transmissie vloeistofdruksensor, onjuiste werking
- P0934 Transmissie vloeistofdruksensor, ingaand signaal te zwak
- P0935 Transmissie vloeistofdruksensor, ingaand signaal te sterk
- P0936 Transmissie vloeistofdruksensor, tijdelijke storing
- P0937 Transmissie vloeistoftemperatuursensor, storing in circuit
- P0938 Transmissie vloeistoftemperatuursensor, onjuiste werking
- P0939 Transmissie vloeistoftemperatuursensor, signaal te zwak
- P0940 Transmissie vloeistoftemperatuursensor, signaal te sterk
- P0941 Transmissie vloeistoftemperatuursensor, tijdelijke storing
- P0942 Transmissie hydraulische drukunit, onjuiste werking
- P0943 Transmissie hydraulische drukunit, tijd aansturen unit te kort
- P0944 Transmissie hydraulische drukunit, drukverlies
- P0945 Transmissie, relais hydraulische drukunit, storing in circuit
- P0946 Transmissie, relais hydraulische drukunit, onjuiste werking

P0947 Transmissie, relais hydraulische drukunit, signaal te zwak
P0948 Transmissie, relais hydraulische drukunit, signaal te sterk
P0949 Automatisch bediende versnellingsbak (ASM), adaptieve waarden niet ingelezen
P0950 Aansturing automatisch bediende versnellingsbak (ASM), onjuiste werking
P0951 Aansturing automatisch bediende versnellingsbak (ASM), onjuiste werking
P0952 Aansturing automatisch bediende versnellingsbak (ASM), signaal te zwak
P0953 Aansturing automatisch bediende versnellingsbak (ASM), signaal te sterk
P0954 Aansturing automatisch bediende versnellingsbak (ASM), tijdelijke storing
P0955 Schakelprogramma (sport, winter) automatisch bediende versnellingsbak (ASM), onjuiste werking
P0956 Schakelprogramma (sport, winter) automatisch bediende versnellingsbak (ASM), onjuiste werking
P0957 Schakelprogramma (sport, winter) automatisch bediende versnellingsbak (ASM), signaal te zwak
P0958 Schakelprogramma (sport, winter) automatisch bediende versnellingsbak (ASM), signaal te sterk
P0959 Schakelprogramma (sport, winter) automatisch bediende versnellingsbak (ASM), tijdelijke storing
P0960 Solenoïde drukregeling A, onderbreking
P0961 Solenoïde drukregeling A, bereik/vermogen
P0962 Solenoïde drukregeling A, laag signaal
P0963 Solenoïde drukregeling A, hoog signaal
P0964 Solenoïde drukregeling B, onderbreking
P0965 Solenoïde drukregeling B, bereik/vermogen
P0966 Solenoïde drukregeling B, laag signaal
P0967 Solenoïde drukregeling B, hoog signaal
P0968 Solenoïde drukregeling C, onderbreking
P0969 Solenoïde drukregeling C, bereik/vermogen
P0970 Solenoïde drukregeling C, laag signaal
P0971 Solenoïde drukregeling C, hoog signaal
P0972 Aansturing transmissie schakelklep 1, onjuiste werking
P0973 Aansturing transmissie schakelklep 1, signaal te zwak
P0974 Aansturing transmissie schakelklep 1, signaal te sterk
P0975 Aansturing transmissie schakelklep 2, onjuiste werking
P0976 Aansturing transmissie schakelklep 2, signaal te zwak
P0977 Aansturing transmissie schakelklep 2, signaal te sterk
P0978 Aansturing transmissie schakelklep 3, onjuiste werking
P0979 Aansturing transmissie schakelklep 3, signaal te zwak
P0980 Aansturing transmissie schakelklep 3, signaal te sterk
P0981 Aansturing transmissie schakelklep 4, onjuiste werking
P0982 Aansturing transmissie schakelklep 4, signaal te zwak
P0983 Aansturing transmissie schakelklep 4, signaal te sterk
P0984 Aansturing transmissie schakelklep 5, onjuiste werking
P0985 Aansturing transmissie schakelklep 5, signaal te zwak
P0986 Aansturing transmissie schakelklep 5, signaal te sterk
P0987 Transmissie vloeistofdruksensor 5 of vloeistofdrukschakelaar 5, storing in circuit
P0988 Transmissie vloeistofdruksensor 5 of vloeistofdrukschakelaar 5, onjuiste werking
P0989 Transmissie vloeistofdruksensor 5 of vloeistofdrukschakelaar 5, signaal te zwak
P0990 Transmissie vloeistofdruksensor 5 of vloeistofdrukschakelaar 5, signaal te sterk
P0991 Transmissie vloeistofdruksensor 5 of vloeistofdrukschakelaar 5, tijdelijke storing
P0992 Transmissie vloeistofdruksensor 6 of vloeistofdrukschakelaar 6, storing in circuit
P0993 Transmissie vloeistofdruksensor 6 of vloeistofdrukschakelaar 6, onjuiste werking
P0994 Transmissie vloeistofdruksensor 6 of vloeistofdrukschakelaar 6, signaal te zwak
P0995 Transmissie vloeistofdruksensor 6 of vloeistofdrukschakelaar 6, signaal te sterk
P0996 Transmissie vloeistofdruksensor 6 of vloeistofdrukschakelaar 6, tijdelijke storing

- P0997 Transmissie schakelklep 6, onjuiste werking
- P0998 Transmissie schakelklep 6, signaal te zwak
- P0999 Transmissie schakelklep 6, signaal te sterk
- P1000 Einspritzventil Zylinder 9 (N299) elektrischer Fehler im Stromkreis
- P1001 Einspritzventil Zylinder 10 (N300) elektrischer Fehler im Stromkreis
- P1002 Einspritzventil Zylinder 11 (N301) elektrischer Fehler im Stromkreis
- P1003 Einspritzventil Zylinder 12 (N302) elektrischer Fehler im Stromkreis
- P1004 Momentendifferenz Zylinder 1 Grenzwert überschritten
- P1005 Momentendifferenz Zylinder 2 Grenzwert überschritten
- P1006 Momentendifferenz Zylinder 3 Grenzwert überschritten
- P1007 Momentendifferenz Zylinder 4 Grenzwert überschritten
- P1008 Luftmassenmesser 1/2 unplausibles Signal
- P1009 Luftmassenmesser 1/2 unplausibles Signal aus Lasterfassung
- P1010 Einspritzventil Zyl. 9 (N299) Unterbrechung
- P1011 Einspritzventil Zyl. 10 (N300) Unterbrechung
- P1012 Einspritzventil Zyl. 11 (N301) Unterbrechung
- P1013 Einspritzventil Zyl. 12 (N302) Unterbrechung
- P1014 Ventil für Bypassklappe Luftfilter (N275) Kurzschluss nach Plus
- P1015 Ventil für Bypassklappe Luftfilter (N275) Kurzschluss nach Masse
- P1016 Ventil für Bypassklappe Luftfilter (N275) Unterbrechung
- P1017 Saugrohrklappe 2 für Luftstromsteuerung oberer Anschlag nicht erreicht
- P1018 Saugrohrklappe 2 für Luftstromsteuerung unterer Anschlag nicht erreicht
- P1019 Geber für NOx (G295) Signal zu langsam
- P1020 Kraftstoffdruckregelung Regelgrenze überschritten
- P1021 Bank 1, Nockenwellenspätverstellung Soll nicht erreicht
- P1022 Bank 1, Nockenwellenfrühverstellung Soll nicht erreicht
- P1023 Regelklep brandstofdruk (N276), kortsluiting naar massa
- P1024 Regelklep brandstofdruk (N276), onderbreking
- P1025 Regelklep brandstofdruk (N276), mechanische storing
- P1026 Regelsolenoide lucht inlaatspruitstuk, kortsluiting naar plus
- P1027 Regelsolenoide lucht inlaatspruitstuk, kortsluiting naar min
- P1028 Regelsolenoide lucht inlaatspruitstuk, onderbreking
- P1029 Sensor positie luchtklepregeling inlaatspruitstuk (N316), bovenste grens niet bereikt
- P1030 Sensor positie luchtklepregeling inlaatspruitstuk (N316), onderste grens niet bereikt
- P1031 Sensor positie luchtklepregeling inlaatspruitstuk (N316), voorgeschreven waarde niet bereikt
- P1032 Heated Oxygen Sensor (HO2S) Heater Warm Up Control Circuit Banks 1 and 2 Sensor 1
- P1033 Nox sensor (G295) Signaal te laag
- P1034 Nox sensor (G295) Signaal buiten tolerantie
- P1035 Nox sensor (G295) Signaal inplausibel
- P1036 Sensor NOx verwarming, kortsluiting naar plus
- P1037 Sensor NOx verwarming, kortsluiting naar min
- P1038 Sensor NOx verwarming, onderbreking
- P1039 Versorgung Einspritzventil(e) A, Kurzschluss
- P1040 Versorgung Einspritzventil(e) A, elektrischer Fehler im Stromkreis
- P1041 Versorgung Einspritzventil(e) B, Kurzschluss
- P1042 Versorgung Einspritzventil(e) B, elektrischer Fehler im Stromkreis
- P1043 Versorgung Einspritzventil(e) C, Kurzschluss
- P1044 Versorgung Einspritzventil(e) C, elektrischer Fehler im Stromkreis
- P1045 Versorgung Einspritzventil(e) D, Kurzschluss
- P1046 Versorgung Einspritzventil(e) D, elektrischer Fehler im Stromkreis
- P1047 Cilinderrij 1, ventiel nokkenaspositie, uitlaat (N318), storing in stroomkring

- P1048 Cilinderrij 1, ventiel nokkenaspositie, uitlaat (N318), kortsluiting naar plus
- P1049 Cilinderrij 1, ventiel nokkenaspositie, uitlaat (N318), kortsluiting naar min
- P1050 Cilinderrij 1, ventiel nokkenaspositie, uitlaat (N318), onderbreking stroomkring
- P1051 Cilinderrij 1, ventiel nokkenaspositie, uitlaat (N319), storing in stroomkring
- P1052 Cilinderrij 1, ventiel nokkenaspositie, uitlaat (N319), kortsluiting naar plus
- P1053 Cilinderrij 1, ventiel nokkenaspositie, uitlaat (N319), kortsluiting naar min
- P1054 Cilinderrij 1, ventiel nokkenaspositie, uitlaat (N319), onderbreking in stroomkring
- P1055 Bank 1, Nockenwellenverstelling Auslaß, Kurzschluß nach Plus
- P1056 Bank 1, Nockenwellenverstellung Auslaß, Kurzschluß nach Masse
- P1057 Bank 1, Nockenwellenverstellung Auslaß, Unterbrechung
- P1058 Bank 2, Nockenwellenverstellung Auslaß, Kurzschluß nach Plus
- P1059 Bank 2, Nockenwellenverstellung Auslaß, Kurzschluß nach Masse
- P1060 Bank 2, Nockenwellenverstellung Auslaß, Unterbrechung
- P1061 Bank 2, Nockenwellenspätverstellung, Soll nicht erreicht
- P1062 Bank 2, Nockenwellenfrühverstellung, Soll nicht erreicht
- P1063 Brandstofdruk, regelgrens niet bereikt
- P1064 Brandstofdruk, mechanische storing
- P1065 Brandstofdruk, regelverschil
- P1066 Regelsolenoïde lucht inlaatspruitstuk (N335), kortsluiting naar plus
- P1067 Regelsolenoïde lucht inlaatspruitstuk (N335), kortsluiting naar min
- P1068 Regelsolenoïde lucht inlaatspruitstuk (N335), onderbreking
- P1069 Stikstofsensoren NOx (G295), regeling verwarming, kortsluiting naar min
- P1070 Stikstofsensoren NOx (G295), regeling verwarming, kortsluiting naar plus
- P1071 Stikstofsensoren NOx (G295), regeling verwarming, onwaarschijnlijk signaal
- P1072 Stikstofsensoren NOx (G295), regeling verwarming, storing in circuit
- P1073 Luftmassenmesser 2 (G246), Signal zu klein
- P1074 Luftmassenmesser 2 (G246), Signal zu groß
- P1075 Lambda-Regelung Abgas-Bank 3, System zu mager
- P1076 Lambda-Regelung Abgas-Bank 3, System zu fett
- P1077 Lambda-Regelung Abgas-Bank 4, System zu mager
- P1078 Lambda-Regelung Abgas-Bank 4, System zu fett
- P1079 Lambda-Regelung Abgas-Bank 3, unplausibler Regelwert
- P1080 Lambda-Regelung Abgas-Bank 4, unplausibler Regelwert
- P1081 Abgas-Bank 3, Gemischadaption Bereich 1, Magergrenze unterschritten
- P1082 Abgas-Bank 3, Gemischadaption Bereich 2, Magergrenze unterschritten
- P1083 Abgas-Bank 3, Gemischadaption Bereich 1, Fettgrenze überschritten
- P1084 Abgas-Bank 3, Gemischadaption Bereich 2, Fettgrenze überschritten
- P1085 Abgas-Bank 4, Gemischadaption Bereich 1, Magergrenze unterschritten
- P1086 Abgas-Bank 4, Gemischadaption Bereich 2, Magergrenze unterschritten
- P1087 Abgas-Bank 4, Gemischadaption Bereich 1, Fettgrenze überschritten
- P1088 Abgas-Bank 4, Gemischadaption Bereich 2, Fettgrenze überschritten
- P1089 Mixture Regulation; Bank 2; Range 1: Lean Limit Exceeded
- P1090 Mixture Regulation; Bank 2; Range 2: Lean Limit Exceeded
- P1091 Bank 2, Gemischadaption Bereich 1, Fettgrenze überschritten
- P1092 Bank 2, Gemischadaption Bereich 2, Fettgrenze überschritten
- P1093 Mengselregeling cilinderrij 1, storing
- P1094 Mengselregeling cilinderrij 2, storing
- P1095 Potentiometer für Saugrohrklappe (G336), Kurzschluss nach Plus
- P1096 Potentiometer für Saugrohrklappe (G336), Kurzschluss nach Masse
- P1097 Potentiometer für Saugrohrklappe (G336), Unterbrechung
- P1098 Potentiometer für Saugrohrklappe (G336), Unterbrechung/Kurzschluss nach Plus

- P1099 Ansteuerung Saugrohrklappe für Luftstromsteuerung elektrischer Fehler
- P1100 Bank 1, Sonde 2 Heizstromkreis Leistung zu gering
- P1101 Lambdasonde 1, cilinderrij 1, spanning te laag
- P1102 Lambdasonde 1, cilinderrij 1, kortsluiting naar plus
- P1103 Lambdasonde 1, cilinderrij 1, uitgangsspanning te laag
- P1104 Lambdasonde 1, cilinderrij 2, spanning te laag / luchttek
- P1105 Lambdasonde 2, cilinderrij 1, kortsluiting naar plus
- P1106 Lambdasonde 1, cilinderrij 2, spanning te laag / luchttek
- P1107 Lambdasonde 1, cilinderrij 2, kortsluiting naar plus
- P1108 BARO to MAP Sensor Comparison Too High
- P1109 Secondary Port Throttle System
- P1110 O2 Sensor Heating Circ.,Bank2-Sensor2 Short to B+
- P1111 Intake Air Temperature (IAT) Sensor Circuit Intermittent High Voltage
- P1112 Lambda-regeling, cilinderrij 1, systeem te rijk
- P1113 Cilinderrij 1, Sonde 1, verwarmingsweerstand te groot
- P1114 Cilinderrij 1, Sonde 2, verwarmingsweerstand te groot
- P1115 Engine Coolant Temperature (ECT) Sensor Circuit Intermittent High Voltage
- P1116 ECT Signal Unstable or Intermittent
- P1117 Engine Coolant Temp. Signal Out-Of-Range Low
- P1118 Engine Coolant Temp. Signal Out-Of-Range High
- P1119 ECT Signal Out-Of-Range With TFT Sensor
- P1120 Throttle Position (TP) Sensor 1 Circuit
- P1121 Throttle Position (TP) Sensor Circuit Intermittent High Voltage
- P1122 Throttle Position (TP) Sensor Circuit Intermittent Low Voltage
- P1123 Long Term Fuel Trim Add.Air.,Bank1 System too Rich
- P1124 Long Term Fuel Trim Add.Air., Bank1 System too Lean
- P1125 Accelerator Pedal Position (APP) System
- P1126 Long Term Fuel Trim Add.Air., Bank2 System too Lean
- P1127 Long Term Fuel Trim mult., Bank1 System too Rich
- P1128 Long Term Fuel Trim mult., Bank1 System too Lean
- P1129 Long Term Fuel Trim mult., Bank2 System too Rich
- P1130 Heated Oxygen Sensor (HO2S) Circuit Low Variance Bank 1 Sensor 1
- P1131 Heated Oxygen Sensor (HO2S) Circuit Low Variance Bank 1 Sensor 2
- P1132 Heated Oxygen Sensor (HO2S) Circuit Low Variance Bank 2 Sensor 1
- P1133 Heated Oxygen Sensor (HO2S) Insufficient Switching Bank 1 Sensor 1
- P1134 Heated Oxygen Sensor (HO2S) Transition Time Ratio Bank 1 Sensor 1
- P1135 Heated Oxygen Sensor (HO2S) Lean Mean Bank 1 Sensor 1
- P1136 Heated Oxygen Sensor (HO2S) Rich Mean Bank 1 Sensor 1
- P1137 Heated Oxygen Sensor (HO2S) Bank 1 Sensor 2 Lean System or Low Voltage
- P1138 Heated Oxygen Sensor (HO2S) Bank 1 Sensor 2 Rich or High Voltage
- P1139 Heated Oxygen Sensor (HO2S) Insuff. Switching Bank 1 Sensor 2
- P1140 Heated Oxygen Sensor (HO2S) Transition Time Ratio Bank 1 Sensor 2
- P1141 Heated Oxygen Sensor (HO2S) Heater Control Circuit Bank 1 Sensor 2
- P1142 Load Calculation Cross Check, Lower Limit Exceeded
- P1143 Heated Oxygen Sensor (HO2S) Bank 1 Sensor 3 Lean System or Low Voltage
- P1144 Heated Oxygen Sensor (HO2S) Bank 1 Sensor 3 Rich or High Voltage
- P1145 Heated Oxygen Sensor (HO2S) Cross Counts Bank 1 Sensor 3
- P1146 Mass or Volume Air Flow Circ Supply Malfunction
- P1147 O2 Control (Bank 2) System too lean
- P1148 O2 Control (Bank 2) System too rich
- P1149 O2 Control (Bank 1) Out of range

P1150 O2 Control (Bank 2) Out of range
P1151 Bank1, Long Term Fuel Trim, Range 1 Leanness Lower Limit Exceeded
P1152 Bank1, Long Term Fuel Trim, Range 2 Leanness Lower Limit Exceeded
P1153 Lambdasonde 2, cilinderrij 1 en 2, verwisseld
P1154 Heated Oxygen Sensor (HO2S) Transition Time Ratio Bank 2 Sensor 1
P1155 Sensor spruitsukdruk
P1156 Sensor spuitstukdruk (G71)
P1157 Sensor spuitstukdruk (G71), voedingsspanning
P1158 Heated Oxygen Sensor (HO2S) Bank 2 Sensor 2 Rich or High Voltage
P1159 Heated Oxygen Sensor (HO2S) Cross Counts Bank 2 Sensor 2
P1160 Manifold Temp.Sensor Circ. Open/Short to B-
P1161 Heated Oxygen Sensor (HO2S) Heater Control Circuit Bank 2 Sensor 2
P1162 Fuel Temp.Sensor (G81): Circ. Short to Ground
P1163 Heated Oxygen Sensor (HO2S) Bank 2 Sensor 3 Lean System or Low Voltage
P1164 Heated Oxygen Sensor (HO2S) Bank 2 Sensor 3 Rich or High Voltage
P1165 Heated Oxygen Sensor (HO2S) Cross Counts Bank 2 Sensor 3
P1166 Bank1, Long Term Fuel Trim, Range 2 Rich Limit Exceeded
P1167 Luftmassenmesser 2 (G246) unplaussibles Signal
P1168 Luftmassenmesser 2 (G246) Unterbrechung/Kurzschluss nach Masse
P1169 Luftmassenmesser 2 (G246) Kurzschluss nach Plus
P1170 Bank to Bank Fuel Trim Offset
P1171 Fuel System Lean During Acceleration
P1172 Fuel Transfer Pump Flow Insufficient
P1173 Throttle Actuation Potentiometer Sign.2 Signal too High
P1174 Fuel Trim, Bank 1 Different injection times
P1175 Voreinspritzung abgeschaltet
P1176 (O2 Correction Behind Catalyst, B1 Limit Attained
P1177 O2 Correction Behind Catalyst, B2 Limit Attained
P1178 Linear O2 Sensor / Pump Current Open Circuit
P1179 Linear O2 Sensor / Pump Current Short to ground
P1180 Linear O2 Sensor / Pump Current Short to B+
P1181 Linear O2 Sensor / Reference Voltage Open Circuit
P1182 Linear O2 Sensor / Reference Voltage Short to ground
P1183 Linear O2 Sensor / Reference Voltage Short to B+
P1184 Linear O2 Sensor / Common Ground Wire Open Circuit
P1185 Engine Oil Temperature Circuit
P1186 EOT Circuit Performance
P1187 EOT Sensor Circuit Low Voltage
P1188 EOT Sensor Circuit High Voltage
P1189 Engine Oil Pressure (EOP) Switch Circuit
P1190 Engine Vacuum Leak
P1191 Intake Air Duct Air Leak
P1192 Geber für Kraftstoffdruck (G247) Versorgungsspannung
P1193 Geber für Kraftstoffdruck (G247) Unterbrechung/Kurzschluß nach Plus
P1194 Regelventil für Kraftstoffdruck (N276) Kurzschluß nach Plus
P1195 Regelventil für Kraftstoffdruck (N276) Unterbrechung/Kurzschluß nach Masse
P1196 O2 Sensor Heater Circ., Bank1-Sensor1 Electrical Malfunction
P1197 O2 Sensor Heater Circ., Bank2-Sensor1 Electrical Malfunction
P1198 O2 Sensor Heater Circ., Bank1-Sensor2 Electrical Malfunction
P1199 O2 Sensor Heater Circ., Bank2-Sensor2 Electrical Malfunction
P1200 Injector Control Circuit

- P1201 Injector 1, storing in circuit
- P1202 Injector 2, storing in circuit
- P1203 Injector 3, storing in circuit
- P1204 Injector 4, storing in circuit
- P1205 Injector 5, storing in circuit
- P1206 Injector 6, storing in circuit
- P1207 Injector 7, storing in circuit
- P1208 Injector 8, storing in circuit
- P1209 Intake valves for cylinder shut-off Short circuit to ground
- P1210 Intake valves for cylinder shut-off Short to B+
- P1211 Mass Air Flow Circuit Intermittent High
- P1212 Mass Air Flow Circuit Intermittent Low
- P1213 Injector 1, kortsluiting naar plus
- P1214 Injector 2, kortsluiting naar plus
- P1215 Injector 3, kortsluiting naar plus
- P1216 Injector 4, kortsluiting naar plus
- P1217 Injector 5, kortsluiting naar plus
- P1218 Injector 6, kortsluiting naar plus
- P1219 Injector 7, kortsluiting naar plus
- P1220 Injector 8, kortsluiting naar plus
- P1221 Fuel Pump Secondary Circuit Low
- P1222 Injector Control Circuit Intermittent
- P1223 [Cylinder shut-off exhaust valves Open circuit
- P1224 Zylinderabschaltung, Bank 2
- P1225 Injector 1, kortsluiting naar min
- P1226 Injector 2, kortsluiting naar min
- P1227 Injector 3, kortsluiting naar min
- P1228 Injector 4, kortsluiting naar min
- P1229 Injector 5, kortsluiting naar min
- P1230 Injector 6, kortsluiting naar min
- P1231 Injector 7, kortsluiting naar min
- P1232 Injector 8, kortsluiting naar min
- P1233 Lasterfassung Fehlfunktion
- P1234 Injector Circuit Cylinder 5 Intermittent
- P1235 Abgas Bank 3, Lambdakorrektur hinter Katalysator Regelgrenze erreicht
- P1236 Abgas Bank 4, Lambdakorrektur hinter Katalysator Regelgrenze erreicht
- P1237 Injector 1, onderbreking
- P1238 Injector 2, onderbreking
- P1239 Injector 3, onderbreking
- P1240 Injector 4, onderbreking
- P1241 Injector 5, onderbreking
- P1242 Injector 6, onderbreking
- P1243 Injector 7, onderbreking
- P1244 Injector 8, onderbreking
- P1245 Sensor verstuiernaaldslag (G80)
- P1246 Sensor verstuiernaaldslag (G80)
- P1247 Sensor verstuiernaaldslag (G80)
- P1248 Insputbegin regeling
- P1249 Fuel consumption signal Electrical Fault in Circuit
- P1250 Early Fuel Evaporation Heater Circuit
- P1251 Start of Injection Solenoid (N108) Circ Short to B+

- P1252 Start of Injection Solenoid Circ Open/Short to Ground
- P1253 Fuel consumption signal Short to ground
- P1254 Fuel consumption signal Short to B+
- P1255 Engine Coolant Temp.Circ Short to Ground
- P1256 Engine Coolant Temp Sensor (G62): Open or Short to Plus
- P1257 Supercharger System Overboost
- P1258 Engine Coolant Overtemperature - above 268°F - Protection Mode Active
- P1260 Last Test Failed Failed SCC ENTER:More Info.
- P1260 Ventiel pompverstuiver cylinder 1 (N240)
- P1261 Ventiel pompverstuiver cylinder 1 (N240)
- P1262 Ventiel pompverstuiver cylinder 1 (N240)
- P1263 Ventiel pompverstuiver cylinder 2 (N241)
- P1264 Ventiel pompverstuiver cylinder 2 (N241)
- P1265 Ventiel pompverstuiver cylinder 2 (N241)
- P1266 Ventiel pompverstuiver cylinder 3 (N242)
- P1267 Ventiel pompverstuiver cylinder 3 (N242)
- P1268 Ventiel pompverstuiver cylinder 3 (N242)
- P1269 Ventiel pompverstuiver cylinder 4 (N243)
- P1270 Ventiel pompverstuiver cylinder 4 (N243)
- P1271 Ventiel pompverstuiver cylinder 4 (N243)
- P1272 Ventiel pompverstuiver cylinder 5 (N244)
- P1273 Ventiel pompverstuiver cylinder 5 (N244)
- P1274 Ventiel pompverstuiver cylinder 5 (N244)
- P1275 Ventiel pompverstuiver cylinder 6 (N245)
- P1276 Ventiel pompverstuiver cylinder 6 (N245)
- P1277 Accelerator Pedal Position Sensor 1 Circuit Low Voltage
- P1278 Accelerator Pedal Position Sensor 1 Circuit High Voltage
- P1279 Ventil für Kraftstoffdosierung (N290) Unterbrechung/Kurzschluss nach Masse
- P1280 Accelerator Pedal Position (APP) Sensor 2 Circuit
- P1281 Accelerator Pedal Position Sensor 2 Circuit Performance
- P1282 Accelerator Pedal Position Sensor 2 Circuit Low Voltage
- P1283 Accelerator Pedal Position Sensor 2 Circuit High Voltage
- P1284 Fuel Inj.Air Contr.Valve Circ. Open
- P1285 Accelerator Pedal Position Sensor 3 Circuit
- P1286 Accelerator Pedal Position Sensor 3 Circuit Performance
- P1287 Accelerator Pedal Position Sensor 3 Circuit Low Voltage
- P1288 Accelerator Pedal Position Sensor 3 Circuit High Voltage
- P1289 Turbocharger bypass valve short to ground
- P1290 Geber für Kühlmitteltemperatur-Kühlerausgang (G83) Signal zu groß
- P1291 Geber für Kühlmitteltemperatur-Kühlerausgang (G83) Signal zu klein
- P1292 Thermostat für kennfeldgesteuerte Motorkühlung (F265) Unterbrechung
- P1293 Thermostat für kennfeldgesteuerte Motorkühlung (F265) Kurzschluß nach Plus
- P1294 Thermostat für kennfeldgesteuerte Motorkühlung (F265) Kurzschluß nach Masse
- P1295 Bypass Turbolader Durchsatz fehlerhaft
- P1296 fout in motor koelsysteem
- P1297 Drukverlies tussen de turbo en de gasklep (check D.V.)
- P1298 Geber für Kühlmitteltemperatur-Kühlerausgang (G83) Unplausibles Signal
- P1299 Ventil für Kraftstoffdosierung (N290) Fehlfunktion
- P1300 Ignitor Circuit
- P1301 Klopregeling cilinder 9, regelgrens bereikt
- P1302 Klopregeling cilinder 10, regelgrens bereikt

- P1304 Klopregeling cilinder 11, regelgrens bereikt
- P1304 Klopregeling cilinder 12, regelgrens bereikt
- P1305 Ignition Coil 2 Primary Feedback Circuit
- P1306 Zündansteuerung Zyl. 9 Kurzschluß nach Plus
- P1307 Zündansteuerung Zyl. 9 Kurzschluß nach Masse
- P1308 Zündansteuerung Zyl. 10 Unterbrechung
- P1309 Zündansteuerung Zyl. 10 Kurzschluß nach Plus
- P1310 Ignition Coil 3 Primary Feedback Circuit
- P1311 Zündansteuerung Zyl. 11 Unterbrechung
- P1312 Zündansteuerung Zyl. 11 Kurzschluß nach Plus
- P1313 Zündansteuerung Zyl. 11 Kurzschluß nach Masse
- P1314 Zündansteuerung Zyl. 12 Unterbrechung
- P1315 Ignition Coil 4 Primary Feedback Circuit
- P1316 Zündansteuerung Zyl. 12 Kurzschluß nach Masse
- P1317 Klopregeling cilinder 13, regelgrens bereikt
- P1318 Klopregeling cilinder 14, regelgrens bereikt
- P1319 Klopfsensor 1 (G61) Kurzschluss nach Masse
- P1320 IC 4X Reference Circuit Intermittent
- P1321 Electronic Ignition System Fault Line
- P1322 EI System or Ignition Control Extra or Missing
- P1323 IC 24X Reference Circuit Low Frequency
- P1324 Crank RPM Too Low
- P1325 Klopregeling cilinder 1, regelgrens bereikt
- P1326 Klopregeling cilinder 2, regelgrens bereikt
- P1327 Klopregeling cilinder 3, regelgrens bereikt
- P1328 Klopregeling cilinder 4, regelgrens bereikt
- P1329 Klopregeling cilinder 5, regelgrens bereikt
- P1330 Klopregeling cilinder 6, regelgrens bereikt
- P1331 Klopregeling cilinder 7, regelgrens bereikt
- P1332 Klopregeling cilinder 8, regelgrens bereikt
- P1333 Klopregeling cilinder 15, regelgrens bereikt
- P1334 Klopregeling cilinder 16, regelgrens bereikt
- P1335 Regeling motorkoppel, limiet bereikt
- P1336 Regeling motorkoppel, limiet overschreden
- P1337 Camshaft Position Sensor, Bank1 Short to Ground
- P1338 Camshaft Position Sensor, Bank1 Open Circ./Short to B+
- P1339 Sensor nokkenaspositie - Sensor motortoerental, verwisseld
- P1340 Camshaft Position Sensor (G40) / Engine Speed Sensor (G28): Incorrect Correlation
- P1341 Ontstekensversterker, primair circuit 1, kortsluiting naar min
- P1342 Ontstekensversterker, primair circuit 1, kortsluiting naar plus
- P1343 Ontstekensversterker, primair circuit 2, kortsluiting naar min
- P1344 Ontstekensversterker, primair circuit 2, kortsluiting naar plus
- P1345 Ontstekensversterker, primair circuit 3, kortsluiting naar min
- P1346 Ontstekensversterker, primair circuit 3, kortsluiting naar plus
- P1347 Bank 2, Crankshaft-/Camshaft os.Sens.Sign. Out of Sequence
- P1348 Ignition Coil Power Output Stage 1, Open Circuit
- P1349 Ignition Coil Power Output Stage 2, Open Circuit
- P1350 Ignition Control System
- P1351 Ignition Coil Control Circuit High Voltage
- P1352 IC Output High/Pulse Detected when GND_Cyl. 2
- P1353 IC Output High/Pulse Detected when GND_Cyl. 3

- P1354 Sensor regelschuifslag inspuitspomp (G149)
- P1355 Bobine / versterker cilinder 1, onderbreking
- P1356 Bobine / versterker cilinder 1, kortsluiting naar plus
- P1357 Bobine / versterker cilinder 1, kortsluiting naar min
- P1358 Bobine / versterker cilinder 2, onderbreking
- P1359 Bobine / versterker cilinder 2, kortsluiting naar plus
- P1360 Bobine / versterker cilinder 2, kortsluiting naar min
- P1361 Bobine / versterker cilinder 3, onderbreking
- P1362 Bobine / versterker cilinder 3, kortsluiting naar plus
- P1363 Bobine / versterker cilinder 3, kortsluiting naar min
- P1364 Bobine / versterker cilinder 4, onderbreking
- P1365 Bobine / versterker cilinder 4, kortsluiting naar plus
- P1366 Bobine / versterker cilinder 4, kortsluiting naar min
- P1367 Bobine / versterker cilinder 5, onderbreking
- P1368 Bobine / versterker cilinder 5, kortsluiting naar plus
- P1369 Bobine / versterker cilinder 5, kortsluiting naar min
- P1370 Bobine / versterker cilinder 6, onderbreking
- P1371 Bobine / versterker cilinder 6, kortsluiting naar plus
- P1372 Bobine / versterker cilinder 6, kortsluiting naar min
- P1373 Cyl. 7, ignition circuit Open Circuit
- P1374 3X Reference Circuit
- P1375 IC 24X Reference Circuit High Voltage
- P1376 Ignition Ground Circuit
- P1377 IC Cam Pulse To 4X Reference Pulse
- P1378 Cyl. 8, ignition circuit short to ground
- P1379 Zylinder 13 Verbrennungsaussetzer erkannt
- P1380 Misfire Detected - Rough Road Data Not Available
- P1381 Misfire Detected - No Communication with Brake Control Module
- P1382 Zylinder 16 Verbrennungsaussetzer erkannt
- P1383 Fasatura camme variabili troppo ritardata (banco 1) Codice standard, può VARIAREP1383
- P1384 Regelmodule defect
- P1385 Regelmodule defect
- P1386 Regelmodule klopregeling defect
- P1387 Internal Contr. Module altitude sensor error
- P1388 Internal Contr. Module drive by wire error; Control Module Malfunction - DBW Throttle Monitoring
- P1389 Steuergerät 2 für Dieseldirekteinspritzanlage (J494) defekt
- P1390 Wheel Speed Sensor 1 - G - Sensor Circuit
- P1391 Wheel Speed Sensor 1 - G - Sensor Circuit Performance
- P1392 Wheel Speed Sensor 1 - G - Sensor Circuit Low Voltage
- P1393 Ontstekingsversterker, primair circuit 1, storing in circuit
- P1394 Ontstekingsversterker, primair circuit 2, storing in circuit
- P1395 Ontstekingsversterker, primair circuit 3, storing in circuit
- P1396 Wheel Speed Sensor 2 - G - Sensor Circuit Performance
- P1397 Wheel Speed Sensor 2 - G - Sensor Circuit Low Voltage
- P1398 Wheel Speed Sensor 2 - G - Sensor Circuit High Voltage
- P1399 Wheel Speed Sensor 2 - G - Sensor Circuit Intermittent
- P1400 magneetklep voor de uitlaatgasrecirculatie (N18)
- P1401 magneetklep voor de uitlaatgasrecirculatie (N18)
- P1402 magneetklep voor de uitlaatgasrecirculatie (N18)
- P1403 EGR, regelverschil
- P1404 EGR, basisinstelling niet uitgevoerd

- P1405 Exhaust Gas Recirculation System Valve 3
- P1406 EGR Valve Pintle Position Circuit
- P1407 EGR Air Intrusion in Exhaust Supply to EGR Valve
- P1408 Intake Manifold Pressure Sensor Circuit
- P1409 EGR Vacuum System Leak
- P1410 Fuel Tank Pressure System
- P1411 Sec.Air Inj.Sys., Bank 2 Flow too Flow
- P1412 EGR Different.Pressure Sensor Signal too Low
- P1413 EGR Different.Pressure Sensor Signal too High
- P1415 Secondary Air Injection (AIR) System Bank 1
- P1416 Secondary Air Injection (AIR) System Bank 2
- P1416 Ventil für Abgasrückführung (N18), Kennlinienadaption oberer Grenzwert überschritten
- P1417 Secondary Air Injection System Relay A Control Circuit High
- P1418 Fuel Level Sensor Circ Signal too High
- P1419 Intake Air Low Pressure Switch Circuit Low Voltage
- P1420 Intake Air Low Pressure Switch Circuit High Voltage
- P1421 Sec.Air Inj.Valve Circ Short to Ground
- P1422 Intake Air High Pressure Switch Circuit High Voltage
- P1423 Sec.Air Inj.Sys., Bank 1 Flow too Low
- P1424 Sec.Air Inj.Sys., Bank 1 Leak Detected
- P1425 Tank Vent.Valve Short to Ground
- P1426 EVAP Purge Valve (N80): Open Circuit
- P1427 Vacuumpomp van de remmen, kortsluiting naar plus
- P1428 Vacuumpomp van de remmen, kortsluiting naar min
- P1429 Vacuumpomp van de remmen, onderbreking
- P1430 Vacuumpomp van de remmen, onderbreking / kortsluiting naar plus
- P1431 Vacuumpomp van de remmen, onderbreking / kortsluiting naar min
- P1432 Sec.Air Inj.Valve Open
- P1433 Relais pomp luchtinblaassysteem (J299) onderbreking
- P1434 Relais pomp luchtinblaassysteem (J299) kortsluiting naar plus
- P1435 Relais pomp luchtinblaassysteem (J299) kortsluiting naar min
- P1436 Relais pomp luchtinblaassysteem (J299) storing in electrisch circuit
- P1437 Ventil 2 für Abgasrückführung (N213) Kurzschluss nach Plus
- P1438 Ventil 2 für Abgasrückführung (N213) Unterbrechung/Kurzschluss nach Masse
- P1439 EGR Potentiometer Error in Basic Seting
- P1440 magneetklep voor de uitlaatgasrecirculatie (N18) onderbroken
- P1441 magneetklep voor de uitlaatgasrecirculatie (N18), onderbreking of kortsluiting naar massa
- P1442 EGR Valve Position Sensor Signal too high
- P1441 Evaporative Emission (EVAP) System Flow During Non-Purge
- P1442 EVAP Vacuum Sw. High Voltage During Ign. On
- P1445 Catalyst Temp.Sensor 2 Circ. Range/Performance
- P1446 Catalyst Temp.Circ Short to Ground
- P1447 Catalyst Temp.Circ Open/Short to B+
- P1448 Catalyst Temp.Sensor 2 Circ. Short to Ground
- P1449 Catalyst Temp.Sensor 2 Circ. Open/Short to B+
- P1450 Barometric Pressure Sensor Circuit / Sec.Air Inj.Sys.Circ Short to B+
- P1451 Barometric Press. Sensor Performance
- P1452 Sec.Air Inj.Sys. Open Circ.
- P1453 Temperatuursensor uitlaatgasrecirculatie (egr) 1, onderbreking / kortsluiting naar plus
- P1454 Temperatuursensor uitlaatgasrecirculatie (egr) 1, kortsluiting naar min
- P1455 Temperatuursensor uitlaatgasrecirculatie (egr) 1, bereik - vermogens probleem

- P1456 Temperatuurregeling uitlaatgasrecirculatie (egr) 1, regellimiet bereikt
- P1457 Temperatuursensor uitlaatgasrecirculatie (egr) 2, onderbreking / kortsluiting naar plus
- P1458 Temperatuursensor uitlaatgasrecirculatie (egr) 2, kortsluiting naar min
- P1459 Temperatuursensor uitlaatgasrecirculatie (egr) 2, bereik - vermogens probleem
- P1460 Temperatuurregeling uitlaatgasrecirculatie (egr) 2, regellimiet bereikt
- P1461 Temperatuurregeling uitlaatgasrecirculatie (egr), cilinderrij 1, bereik / vermogens probleem
- P1462 Temperatuurregeling uitlaatgasrecirculatie (egr), cilinderrij 2, bereik / vermogens probleem
- P1463 Sekundärluftsysteem, Bank 3 Fehlfunktion
- P1464 Sekundärluftsysteem, Bank 4 Fehlfunktion
- P1465 Additive Pump Short Circuit to B+
- P1466 Additive Pump Open/Short to Ground
- P1467 EVAP Canister Purge Solenoid Valve Short Circuit to B+
- P1468 EVAP Canister Purge Solenoid Valve Short Circuit to Ground
- P1469 EVAP Canister Purge Solenoid Valve Open Circuit
- P1470 EVAP Emission Contr.LDP Circ Electrical Malfunction
- P1471 EVAP Emission Contr.LDP Circ Short to B+
- P1472 EVAP Emission Contr.LDP Circ Short to Ground
- P1473 EVAP Emission Contr.LDP Circ Open Circ.
- P1474 EVAP Canister Purge Solenoid Valve electrical malfunction
- P1475 EVAP Leak Detection Pump: No Signal
- P1476 EVAP Emission Contr.LDP Circ Malfunction/Insufficient Vacuum
- P1477 EVAP Emission Contr.LDP Circ Malfunction
- P1478 EVAP Emission Contr.LDP Circ Clamped Tube Detected
- P1479 Brake Boost Vacuum System: Mechanical Failure
- P1480 Cooling Fan 1 Control Circuit High
- P1481 Cooling Fan Speed Sensor Circuit
- P1482 Cooling Fan Speed Output Circuit
- P1483 Engine Cooling System Performance
- P1484 Cooling Fan System Performance
- P1485 Sekundärlufteinblasventil 2 (N320) Unterbrechung
- P1486 Sekundärlufteinblasventil 2 (N320) elektrischer Fehler im Stromkreis
- P1487 Sekundärlufteinblasventil 2 (N320) Kurzschluß nach Masse
- P1488 Sekundärlufteinblasventil 2 (N320) Kurzschluß nach Plus
- P1489 Tankentlüftungsventil 2 (N333) Kurzschluß nach Plus
- P1490 Tankentlüftungsventil 2 (N333) Kurzschluß nach Masse
- P1491 Tankentlüftungsventil 2 (N333) Unterbrechung
- P1492 Tankentlüftungsventil 2 (N333) elektrischer Fehler im Stromkreis
- P1493 Unterdruckpumpe für Bremse Leistung zu gering
- P1494 Tankentlüftungssystem 2 Durchsatz fehlerhaft
- P1495 Umschaltventil für Kühler Abgasrückführung (N345) Unterbrechung/Kurzschluss nach Masse
- P1496 Umschaltventil für Kühler Abgasrückführung (N345) Kurzschluss nach Plus
- P1497 Sekundärluftsysteem, Bank 3 Durchfluss fehlerhaft
- P1498 Sekundärluftsysteem, Bank 4 Durchfluss fehlerhaft
- P1499 Umschaltventil 2 für Kühler Abgasrückführung (N381) Unterbrechung / Kurzschluss nach Masse
- P1500 Relais brandstofpomp, storing in circuit
- P1501 Relais brandstofpomp, kortsluiting naar massa
- P1502 Relais brandstofpomp, kortsluiting naar plus
- P1503 Belastingssignaal wisselstroomdynamo
- P1504 Intake Air Sys.Bypass Leak Detected
- P1505 Closed Throttle Pos. Does Not Close/Open Circ
- P1506 Throttle Idle Switch (F60): Does not Open or Short to Ground

P1507 Idle Sys.Learned Value Lower Limit Attained
 P1508 Idle Speed Low - Idle Air Control (IAC) System Not Responding
 P1509 Idle Speed High - Idle Air Control (IAC) System Not Responding
 P1510 Throttle Control System Performance - Throttle Limitation Active
 P1511 Throttle Control System - Backup System Performance
 P1512 Intake Manifold Changeover Valve circuit Short to B+
 P1513 Intake Manifold Changeover Valve2 circuit Short to B+
 P1514 Airflow to TP Sensor Correlation High
 P1515 Electronic Throttle System Throttle Position
 P1516 Throttle Actuator Control (TAC) Module Throttle Actuator Position Performance
 P1517 Electronic Throttle Module
 P1518 Electronic Throttle Module to PCM Communication
 P1519 Throttle Actuator Control (TAC) Module Internal Circuit
 P1520 Transmission Range Switch Circuit
 P1521 Transmission Engaged at High Throttle Angle
 P1522 Park/Neutral to Drive/Reverse at High RPM
 P1523 Throttle Closed Position Performance
 P1524 Throttle Closed Position Performance
 P1525 Throttle Body ServiceRequired
 P1526 Minimum Throttle Position Not Learned
 P1527 Transmission Range to Pressure Switch Correlation
 P1528 Governor
 P1529 Heated Windshield Request Problem
 P1530 Throttle Actuator Control (TAC) Module Internal Circuit
 P1531 A/C Low Side Temperature Sensor Fault
 P1532 A/C Evaporator Temp. Sens. Circuit Low Voltage
 P1533 Actuator positie nokkenas (N208), cilinderrij 2; storing in circuit
 P1534 Actuator positie nokkenas (N208), cilinderrij 2, kortsluiting naar plus
 P1535 Actuator positie nokkenas (N208), cilinderrij 2, kortsluiting naar min
 P1536 Actuator positie nokkenas (N208), cilinderrij 2, onderbreking
 P1537 Stopklep brandstoftoevoer (N109)
 P1538 Stopklep brandstoftoevoer (N109)
 P1539 A/C Clutch Status Circuit High Voltage
 P1540 Wagen snelheidssignaal
 P1541 A/C High Side Over Temperature
 P1542 A/C System High Pressure High Temperature
 P1543 A/C System Performance
 P1544 A/C Refrigerant Condition Very Low
 P1545 Air Conditioning (A/C) Clutch Relay Control Circuit
 P1546 A/C Clutch Status Circuit Low Voltage
 P1547 A/C System Performance Degraded
 P1548 A/C Recirculation Circuit
 P1549 Boost Pressure Regulation Valve (N75), Short to Ground
 P1550 Charge Pressure: Control Deviation
 P1551 Throttle Valve Rest Position Not Reached During Learn
 P1552 Cruise Control Feedback Circuit
 P1553 Electronic Variable Orifice Output
 P1554 Idle Speed Contr.Throttle Pos. Basic Setting Conditions not met
 P1555 Charge Pressure Upper Limit exceeded
 P1556 Charge Pressure Control: Negative Deviation
 P1557 Charge Pressure Contr. Positive Deviation

- P1558 Cruise Control Servo Indicates Low
- P1559 Cruise Control Power Management Mode
- P1560 Transaxle Not in Drive Cruise Control Disabled
- P1561 Insputregelaar (N146)
- P1562 Insputregelaar (N146)
- P1563 Insputregelaar (N146)
- P1564 Vehicle Acceleration Too High Cruise Control Disabled
- P1565 Cruise Servo Position Sensor
- P1566 Engine RPM Too High Cruise Control Disabled
- P1567 Active Banking Control Active Cruise Control Disabled
- P1568 Cruise Servo Stroke Greater than Commanded in Cruise
- P1569 Cruise Servo Stroke High While not in Cruise
- P1570 Traction Control Active Cruise Control Disabled
- P1571 Traction Control Torque Request Circuit
- P1572 ASR Active Circuit Low Too Long
- P1573 PCM/EBTCM Serial Data Circuit
- P1574 Stoplamp Switch Circuit
- P1575 Extended Travel Brake Switch Circuit
- P1576 BBV Sensor Circuit High Voltage
- P1577 BBV Sensor Circuit Low Voltage
- P1578 BBV Sensor Circuit Low Vacuum
- P1579 P/N to D/R at High Throttle Angle Power Reduction Mode Active
- P1580 Cruise Move Circuit Low Voltage
- P1581 Cruise Move Circuit High Voltage
- P1582 Cruise Direction Circuit Low Voltage
- P1583 Cruise Direction Circuit High Voltage
- P1584 Cruise Control Disabled
- P1585 Cruise Control Inhibit Output Circuit
- P1586 Regelsolenoïde motorbevestiging (N144/N145), kortsluiting naar plus
- P1587 Cruise Control Clutch Control Circuit Low
- P1588 Cruise Control Clutch Control Circuit High
- P1589 Potentiometer Drehknopf Temperaturwahl (G267) Kurschluss nach Masse
- P1590 Potentiometer Drehknopf Temperaturwahl (G267) Unterbrechung
- P1591 Magnetventil für Ladedruckbegrenzung (N75) keine Funktion
- P1592 Signal Höhengabe/Ladedrucksensor unplaibles Verhältnis
- P1593 Höhenadaption Signal außerhalb Toleranz
- P1594 Geber für Oeltemperatur, Nockenwellenverstellung (G277) Kurzschluss nach Plus
- P1595 Geber für Oeltemperatur, Nockenwellenverstellung (G277) Unterbrechung/Kurzschluss nach Masse
- P1596 Datenbus-Antrieb unplaible Botschaft vom Niveauregulierungs-SG (J197)
- P1597 Datenbus-Antrieb fehlende Botschaft vom Niveauregulierungs-SG (J197)
- P1598 Geber für Oeltemperatur, Nockenwellenverstellung (G277) unplaibles Signal
- P1599 Engine Stall or Near Stall Detected
- P1600 Voedingsspanning contact 15 te laag
- P1601 Serial Comm. Problem With Device 1
- P1602 Knock Sensor (KS) Module Performance
- P1603 Loss of SDM Serial Data
- P1604 Loss of IPC Serial Data
- P1605 Loss of HVAC Serial Data
- P1606 Serial Communication Problem With Device 6
- P1607 Serial Communication Problem With Device 7

- P1608 Serial Communication Problem With Device 8
- P1609 Loss Of TCS Serial Data
- P1610 Loss of PZM Serial Data
- P1611 Loss of CVRTD Serial Data
- P1612 Regeleenheid verkeerd gecodeerd
- P1613 Loss of DIM Serial Data
- P1614 Loss of RIM Serial Data
- P1615 Loss of VTD Serial Data
- P1616 Waarschuwinglampje gloeibougje - kortsluiting tegen positief
- P1617 Waarschuwinglampje gloeibougje - onderbreking/kortsluiting tegen massa
- P1618 Relais voor gloeispiraal (J52)
- P1619 Relais voor gloeispiraal (J52)
- P1620 Low Coolant Circuit
- P1621 Control Module Long Term Memory Performance
- P1622 Cylinder Select
- P1623 Transmission Temp Pull-Up Resistor
- P1624 Customer Snapshot Requested Data Available
- P1625 TCM System Reset
- P1626 Theft Deterrent Fuel Enable Signal Not Received
- P1627 A/D Performance
- P1628 ECT Pull-Up Resistor
- P1629 Theft Deterrent System Cranking Signal
- P1630 Gaspedaalpositiesensor 1, signaal te laag
- P1631 Gaspedaalpositiesensor 1, signaal te hoog
- P1632 Sensor gaspedaalstand (G79)
- P1633 Ignition 0 Switch Circuit
- P1634 Ignition 1 Switch Circuit
- P1635 5 Volt Reference Circuit
- P1636 PCM Stack Overrun
- P1637 Generator L-Terminal Circuit
- P1638 Generator F-Terminal Circuit
- P1639 5 Volt Reference 2 Circuit
- P1640 Driver-1-Input High Voltage/ Internal Control Module: EEPROM Error
- P1641 Malfunction Indicator Lamp (MIL) Control Circuit
- P1642 Vehicle Speed Output Circuit
- P1643 Controleer AUB FoutCodeGeheugen van Centrale Electron. Regelapparaat
- P1644 Traction Control Delivered Torque Output Circuit
- P1645 Evaporative Emission (EVAP) Vent Solenoid Control Circuit
- P1646 Evaporative Emission (EVAP) Vent Solenoid Control Circuit
- P1647 Driver 1 Line 7
- P1648 CAN gegevensbus, defect
- P1649 Powertrain Data Bus: Missing Message from ABS Controller
- P1650 Control Module Output B Circuit
- P1651 Fan 1 Relay Control Circuit
- P1652 Powertrain Induced Chassis Pitch Output Circuit
- P1653 Oil Level Lamp Control Circuit
- P1654 Cruise Control Inhibit Output Circuit
- P1655 EVAP Purge Solenoid Control Circuit
- P1656 Airco signaal, kortsluiting naar min
- P1657 Airco signaal, kortsluiting naar plus
- P1658 Starter Enable Relay Control Circuit

- P1659 Aanjagermotor koelvloeistof 1, kortsluiting naar plus
- P1660 Aanjagermotor koelvloeistof 1, kortsluiting naar min
- P1661 Aanjagermotor koelvloeistof 2, kortsluiting naar plus
- P1662 Aanjagermotor koelvloeistof 2, kortsluiting naar min
- P1663 Oil Life Lamp Control Circuit
- P1664 1-4 Upshift Lamp Control Circuit
- P1665 Driver 3 Line 5
- P1666 Ventiel pompverstuiver cilinder 1 (N240) fout geconstateerd in het elektrische circuit
- P1667 Ventiel pompverstuiver cilinder 2 (N241) fout geconstateerd in het elektrische circuit
- P1668 Ventiel pompverstuiver cilinder 3 (N242) fout geconstateerd in het elektrische circuit
- P1669 Ventiel pompverstuiver cilinder 4 (N243) fout geconstateerd in het elektrische circuit
- P1670 Ventiel pompverstuiver cilinder 5 (N244) fout geconstateerd in het elektrische circuit
- P1671 Ventiel pompverstuiver cilinder 6 (N245) fout geconstateerd in het elektrische circuit
- P1672 Aanjagermotor koelvloeistof, snelheid 1; onderbreking / kortsluiting naar min
- P1673 Engine Hot Lamp Control Circuit
- P1674 Tachometer Control Circuit
- P1675 EVAP Vent Solenoid Control Circuit
- P1676 Waarschuwinglampje elektronisch gasklepsysteem; storing in circuit
- P1677 Waarschuwinglampje elektronisch gasklepsysteem; kortsluiting naar plus
- P1678 Waarschuwinglampje elektronisch gasklepsysteem; kortsluiting naar min
- P1679 Waarschuwinglampje elektronisch gasklepsysteem; onderbreking
- P1680 Noodloopfunctie actief
- P1681 Motorregelmodule; onvoltooide programmering
- P1682 Driver 5 Line 2
- P1683 Driver 5 Line 3
- P1684 Driver 5 Line 4
- P1685 Driver 5 Line 5
- P1686 Driver 5 Line 6
- P1687 Driver 5 Line 7
- P1688 Datenbus-Antrieb unplausible Botschaft von Allrad-Elektronik
- P1689 Delivered Torque Circuit Fault
- P1690 Waarschuwinglampje storing, storing in circuit
- P1691 Waarschuwinglampje storing, onderbreking
- P1692 Waarschuwinglampje storing, kortsluiting naar min
- P1693 Waarschuwinglampje storing, kortsluiting naar plus
- P1694 Tachometer Circuit High Voltage
- P1695 Remote Keyless Entry Circuit Low
- P1696 Remote Keyless Entry Voltage High
- P1697 Bitte Fehlerspeicher des Gebers für Lenkwinkel auslesen
- P1698 Bitte Fehlerspeicher der Lenksäulenelektronik auslesen
- P1699 Datenbus Antrieb fehlende Botschaft von Lenksäulenelektronik
- P1700 Transmission Control Module (TCM) Requested MIL Illumination
- P1701 Trans. MIL Request Circuit
- P1702 Fehler kann Steuergeräteersatzfunktion nicht auslösen, da anderer Fehler mit gleicher Priorität vorliegt
- P1703 Notlauf wegen Steuergerät-Reset
- P1704 Kick Down Switch Malfunction
- P1705 P/N Signal Output Circuit
- P1706 Getriebe defekt
- P1707 Interference in Mechatronic Module
- P1711 Wheel Speed Signal 1 Range/Performance

P1716 Wheel Speed Signal 2 Range/Performance
P1719 Incorrect Shifting Detected (TCM)
P1721 Wheel Speed Signal 3 Range/Performance
P1723 Starter Interlock Circ. Open
P1724 Starter Interlock Circ. Short to Ground
P1726 Wheel Speed Signal 4 Range/Performance
P1728 Different Wheel Speed Signals Range/Performance
P1729 Starter Interlock Circ. Short to B+
P1733 Tiptronic Switch Down Circ. Short to Ground
P1737 Geber 1 für Hydraulikdruck Getriebe Unterbrechung/Kurzschluss nach Plus
P1738 Geber 2 für Hydraulikdruck Getriebe Unterbrechung/Kurzschluss nach Plus
P1739 Tiptronic Switch up Circ. Short to Ground
P1740 Torque Reduction Signal Circuit
P1741 Clutch pressure adaptation at limit
P1742 Clutch torque adaptation at limit
P1743 TP Signal from ECM
P1744 Tiptronic Switch Recognition Circ. Short to Ground
P1745 Transm.Contr.Unit Relay Short to B+
P1746 Transm.Contr.Unit Relay Malfunction
P1747 Transm.Contr.Unit Relay Open/Short to Ground
P1748 Transm.Contr.Unit Self-Check
P1749 Transm.Contr.Unit Incorrect Coded
P1750 Power Supply Voltage Low Voltage
P1751 Power Supply Voltage High Voltage
P1752 Power Supply Malfunction
P1753 Schalter für Tiptronic, (F189) unplausibles Signal
P1754 Schalter für Tiptronic, hoch (F189) Unterbrechung/Kurzschluss nach Plus
P1755 Schalter für Tiptronic, zurück (F189) Unterbrechung/Kurzschluss nach Plus
P1756 Schalter für Tiptronic, Erkennung (F189) Unterbrechung/Kurzschluss nach Plus
P1757 Spannungsversorgung Unterbrechung
P1758 Spannungsversorgung Klemme 15 Unterbrechung
P1759 Getriebeöltemperatur mehrfach überschritten
P1760 TCM Supply Voltage Interrupted
P1761 Shift Lock Short to Ground
P1762 Shift Lock Short to B+
P1763 Shift Lock Open
P1764 Transmission temperature control
P1765 Hydraulic Pressure Sensor 2 adaptation at limit
P1766 Throttle Angle Signal Stuck Off
P1767 Throttle Angle Signal Stuck On
P1768 Hydraulic Pressure Sensor 2 Too High
P1769 Hydraulic Pressure Sensor 2 Too Low
P1770 Load Signal Range/Performance
P1771 Load Signal Stuck Off
P1772 Load Signal Stuck On
P1773 Hydraulic Pressure Sensor 1 Too High
P1774 Hydraulic Pressure Sensor 1 Too Low
P1775 Hydraulic Pressure Sensor 1 adaptation at limit
P1776 Hydraulic Pressure Sensor 1 range/performance
P1777 Hydraulic Pressure Sensor 2 range/performance
P1778 Solenoid EV7 Electrical Malfunction

P1779 Engine Torque Delivered to TCM Signal
 P1780 Park/Neutral Position [PNP] Switch Circuit
 P1781 Engine Torque Signal Circuit
 P1782 Engine Torque Reduction Short to B+
 P1783 Kupplungsmomentenadaption 2 Adaptionsgrenze erreicht
 P1784 Shift up/down Wire Open/Short to Ground
 P1785 Shift up/down Wire Short to B+
 P1786 Reversing Light Circ. Open
 P1787 Reversing Light Circ. Short to Ground
 P1788 Reversing Light Circ. Short to B+
 P1789 Idle Speed Intervention Circ. Error Message from Engine Contr.
 P1790 Transmission Control Module Checksum
 P1791 Transmission Control Module Loop
 P1792 Transmission Control Module Reprogrammable Memory
 P1793 Transmission Control Module Stack Overrun
 P1794 PCM / Batteriespannungs Fehler- VBAT zu hoch oder zu niedrig
 P1795 CAN Bus Throttle Body Position
 P1796 Vehicle Speed Signal Circ. Short to Ground
 P1797 Vehicle Speed Signal Circ. Short to B+
 P1798 Output Speed Sensor 2 Circ. Range/Performance
 P1799 Output Speed Sensor 2 Circ. Rpm too High
 P1800 TCM Power Relay Control Circuit
 P1801 Performance Selector Switch Failure
 P1802 Kupplungspedalschalter (F194) unplausibles Signal
 P1803 Planetennachschaltstufe mechanischer Fehler
 P1804 Ground Control Relay
 P1805 Weggeber für Hydrauliksteller (G302) oberer Grenzwert überschritten
 P1806 Weggeber für Hydrauliksteller (G302) unterer Grenzwert unterschritten
 P1807 Weggeber für Hydrauliksteller (G302) keine oder falsche Grundeinstellung/Adaption
 P1808 Weggeber für Hydrauliksteller (G302) unplausibles Signal
 P1809 Hydraulikpumpe für Nachschaltstufe (V190) elektrischer Fehler im Stromkreis
 P1810 TFP Valve Position Switch Circuit
 P1811 Maximum Adapt and Long Shift
 P1812 Transmission Over Temperature Condition
 P1813 Torque Control
 P1814 Torque Converter Overstressed
 P1815 Transmission Range Switch Start In Wrong Range
 P1816 TFP Valve Position Sw. Park/Neu. With Drive Ratio
 P1817 TFP Valve Position Sw. Reverse With Drive Ratio
 P1818 TFP Valve Position Sw. Drive Without Drive Ratio
 P1819 Internal Mode Switch No Start/Wrong Range
 P1820 Internal Mode Switch Circuit A Low
 P1822 Internal Mode Switch Circuit B High
 P1823 Internal Mode Switch Circuit P Low
 P1824 Pressure Contr.Solenoid 3 Open/Short to Ground
 P1825 Internal Mode Switch Invalid Range
 P1826 Internal Mode Switch Circuit C High
 P1828 Pressure Contr.Solenoid 4 Electrical
 P1829 Pressure Contr.Solenoid 4 Open/Short to Ground
 P1830 Pressure Control Valve 4 (N218); Short to Plus
 P1831 Pressure Control (PC) Solenoid Power Circuit Low Voltage

P1832 Pressure Control (PC)/Shift Lock Solenoid Control Circuit High Voltage
 P1833 A/T Solenoids Power Circuit Low Voltage
 P1834 Torque Converter Clutch (TCC)/Shift Solenoid (SS) Control Circuit High Voltage
 P1835 Kick-Down Switch Circuit
 P1836 Kick-Down Switch Failed Open
 P1837 Kick-Down Switch Failed Short
 P1838 Druckregelventil 6 (N371) elektrischer Fehler im Stromkreis
 P1839 Druckregelventil 6 (N371) Unterbrechung/Kurzschluss nach Masse
 P1840 Druckregelventil 6 (N371) Kurzschluss nach Plus
 P1841 Engine/Transmission Control Modules Versions do not match
 P1842 1-2 Shift Solenoid Circuit Low Voltage
 P1843 1-2 Shift Solenoid Circuit High Voltage
 P1844 Torque Reduction Signal Circuit Desired By TCM
 P1845 2-3 Shift Solenoid Circuit Low Voltage
 P1847 2-3 Shift Solenoid Circuit High Voltage
 P1848 Please check DTC Memory of engine ECU
 P1849 Please check DTC Memory of transmission ECU
 P1850 Brake Band Apply Solenoid Circuit
 P1851 Brake Band Apply Solenoid Performance
 P1852 Brake Band Apply Solenoid Low Voltage
 P1853 Brake Band Apply Solenoid High Voltage
 P1854 Data-Bus Powertrain Hardware Defective
 P1855 Data-Bus Powertrain Software version Contr.
 P1856 Throttle/Pedal Pos. Sensor A Circ. Error Message from Engine Contr.
 P1857 Load Signal Error Message from Engine Contr.
 P1858 Engine Speed Input Circ. Error Message from Engine Contr.
 P1859 Brake Switch Circ. Error Message from Engine Contr.
 P1860 TCC PWM Solenoid Circuit Electrical
 P1861 Throttle Position (TP) sensor Error Message from ECM
 P1862 Data Bus Powertrain Missing message from instr. panel ECU
 P1863 Data Bus Powertrain Missing Message from St. Angle Sensor
 P1864 Torque Converter Clutch Circuit
 P1865 4-5 Shift Solenoid (SS) Valve Control Circuit High Voltage
 P1866 Torque Converter Clutch (TCC) Pulse Width Modulation (PWM) Solenoid Control Circuit Low Voltage
 P1867 Torque Converter Clutch (TCC) Pulse Width Modulation (PWM) Solenoid Control Circuit High Voltage
 P1868 Transmission Fluid Life
 P1869 Ventil links für Getriebelagerung (N262) Kurzschluss nach Masse
 P1870 Transmission Component Slipping
 P1871 Undefined Gear Ratio
 P1872 Ventil rechts für Getriebelagerung (N263) Kurzschluss nach Masse
 P1873 TCC Stator Temp. Switch Circuit Low
 P1874 TCC Stator Temp. Switch Circuit High
 P1875 4WD Low Switch Circuit Electrical
 P1876 Ventil für Drehmomentstützlager Unterbrechung
 P1877 Ansteuerung Kühlkreislauf Getriebe (J696) Unterbrechung
 P1878 Ansteuerung Kühlkreislauf Getriebe (J696) Kurzschluss nach Plus
 P1879 Ansteuerung Kühlkreislauf Getriebe (J696) Kurzschluss nach Masse
 P1880 Datenbus fehlende Botschaft vom Diagnose Interface-SG
 P1881 Signal Sollbeschleunigung fehlende Botschaft
 P1882 Datenbus-Antrieb fehlende Botschaft vom SG-Elektrische Parkbremse

- P1883 Signal für Anlassersperre (P/N) unplaussibles Signal
- P1884 TCC Enable/Shift Light Circuit
- P1885 Signal für Rückfahrlicht Kurzschluss nach Plus
- P1886 Shift Timing Solenoid
- P1887 TCC Release Switch Circuit
- P1888 Absperrventil für Kühlmittel (N82) Kurzschluss nach Plus
- P1889 Absperrventil für Kühlmittel (N82) Kurzschluss nach Masse/Unterbrechung
- P1890 Throttle Position Signal Input / ECM Data Input Circuit
- P1891 Throttle Position Sensor PWM Signal Low
- P1892 Throttle Position Sensor PWM Signal High
- P1893 Engine Torque Signal Low Voltage
- P1894 Engine Torque Signal High Voltage
- P1895 TCM to ECM Torque Reduction Circuit
- P1900 Aanjagermotor koelvloeistof, snelheid 2; onderbreking / kortsluiting naar min
- P1901 Nalooprelais aanjagermotor koelvloeistof, kortsluiting naar plus
- P1902 Nalooprelais aanjagermotor koelvloeistof, kortsluiting naar min
- P1903 Ventil für Lüfter Kühlmittel (N313) Kurzschluss nach Plus
- P1904 Ventil für Lüfter Kühlmittel (N313) Unterbrechung/Kurzschluss nach Masse
- P1905 Relais für Pumpe Ladeluftkühlung (J536) Kurzschluss nach Plus
- P1906 Relais für Pumpe Ladeluftkühlung (J536) Unterbrechung/Kurzschluss nach Masse
- P1907 Datenbus Motor/Motor defekt
- P1908 Datenbus Motor/Motor Softwarestandsüberwachung
- P1909 Datenbus Motor/Motor fehlende Botschaft vom Motorsteuergerät 1
- P1910 Datenbus Motor/Motor fehlende Botschaft vom Motorsteuergerät 2
- P1911 Synchronisationsleitung Motor/Motor elektrischer Fehler im Stromkreis
- P1912 Druksensor rembekrachtiger (G294), kortsluiting naar plus
- P1913 Druksensor rembekrachtiger (G294), kortsluiting naar min
- P1914 Druksensor rembekrachtiger (G294), bereik- vermogensprobleem
- P1915 Relais für Kühlmittelnachlauf (J151) Kurzschluss nach Plus
- P1916 Relais für Kühlmittelnachlauf (J151) Kurzschluss nach Masse
- P1917 Relais für Kühlmittelnachlauf (J151) Unterbrechung
- P1918 Belastungssignal von Generatorklemme DF Unterbrechung/Kurzschluss nach Plus
- P1919 Belastungssignal von Generatorklemme DF Kurzschluss nach Masse
- P1920 Ventile für Motorlagerung (N144/N145) Unterbrechung/Kurzschluss nach Masse
- P1921 Temperaturfühler 2 für Außentemperatur (G249) Kurzschluss nach Masse
- P1922 Temperaturfühler 2 für Außentemperatur (G249) Unterbrechung/Kurzschluss nach Plus
- P1923 Bitte Fehlerspeicher von Motorsteuergerät 2 auslesen
- P1924 Steuergerätepincodierung unplaussibles Signal
- P1925 Relais für Kühlmittelzusatzpumpe (J496) Kurzschluss nach Plus
- P1926 Relais für Kühlmittelzusatzpumpe (J496) Kurzschluss nach Masse
- P1927 Relais für Kühlmittelzusatzpumpe (J496) Unterbrechung
- P1928 Wegfahrsperranfrage noch nicht durchgeführt
- P1929 Lüfter für Kühlmittel (V7) Unterbrechung
- P1930 Lüfter 2 für Kühlmittel (V177) Unterbrechung
- P1931 Steuergerät für Lüfter für Kühlmittel (J293) Fehlfunktion
- P1932 Datenbus-Antrieb unplaussible Botschaft von Steuerg.f.Zugang und Startber.
- P1933 Drosselklappensteuerung 2 Fehlfunktion
- P1934 Temperaturfühler für Antriebskreislauf Kühlerlüfter (G382) Signal zu klein
- P1935 Temperaturfühler für Antriebskreislauf Kühlerlüfter (G382) Signal zu groß
- P1936 Generatorabschaltung Unterbrechung/Kurzschluss nach Masse
- P1937 Generatorabschaltung Kurzschluss nach Plus

- P1938 Relais für Kühlmittelzusatzpumpe (J496) Unterbrechung/Kurzschluss nach Masse
- P1939 Datenbus Antrieb fehlende Botschaft von Steuerg.f.Zugang und Startber.
- P1940 Datenbus Antrieb fehlende Botschaft v.Steuergerät f.Batterieüberwachung
- P1941 Datenbus Antrieb un plausible Botschaft v.Steuergerät f.Batterieüberwachung
- P1942 Datenbus Antrieb fehlende Botschaft von Steuergerät für Niveauregelung
- P1943 Datenbus Antrieb un plausible Botschaft von Steuergerät für Niveauregelung
- P1944 Steuergerät 1 für Kühlerlüfter Übertemperatur
- P1945 Steuergerät für Kühlerlüfter 1, Lüfteransteuerung Kurzschluss
- P1946 Steuergerät 1 für Kühlerlüfter defekt
- P1947 Steuergerät 2 für Kühlerlüfter Übertemperatur
- P1948 Steuergerät für Kühlerlüfter 2, Lüfteransteuerung Kurzschluss
- P1949 Steuergerät 2 für Kühlerlüfter defekt
- P1950 Lüfter für Kühlmittel (V7) schwergängig/blockiert
- P1951 Lüfter 2 für Kühlmittel (V177) schwergängig/blockiert
- P1952 Steuergerät 1 für Turbolader defekt
- P1953 Steuergerät 2 für Turbolader defekt
- P1954 Glühzeitsteuergerät 2, Glühstromkreis elektrischer Fehler im Stromkreis
- P1955 Glühzeitsteuergerät 2 (J703) un plausibles Signal
- P1956 Geber 2 für Abgastemperatur Bank 1 (G448) elektrischer Fehler
- P1957 Geber 2 für Abgastemperatur Bank 1 (G448) Kurzschluss nach Masse
- P1958 Geber 2 für Abgastemperatur Bank 1 (G448) Kurzschluss nach Plus
- P1959 Geber 2 für Abgastemperatur Bank 1 (G448) un plausibles Signal
- P1960 Abgastemperaturregelung Abgasbank 3 Regelgrenze überschritten
- P1961 Geber 2 für Abgastemperatur Bank 2 (G449) elektrischer Fehler
- P1962 Geber 2 für Abgastemperatur Bank 2 (G449) Kurzschluss nach Masse
- P1963 Geber 2 für Abgastemperatur Bank 2 (G449) Kurzschluss nach Plus
- P1964 Geber 2 für Abgastemperatur Bank 2 (G449) un plausibles Signal
- P1965 Abgastemperaturregelung Abgasbank 4 Regelgrenze überschritten
- P1966 Relais für Sekundärluftpumpe 3 (J704) Unterbrechung
- P1967 Relais für Sekundärluftpumpe 3 (J704) Kurzschluss nach Plus
- P1968 Relais für Sekundärluftpumpe 3 (J704) Kurzschluss nach Masse
- P1969 Relais für Sekundärluftpumpe 3 (J704) elektrischer Fehler im Stromkreis
- P1970 Relais für Sekundärluftpumpe 4 (J705) Unterbrechung
- P1971 Relais für Sekundärluftpumpe 4 (J705) Kurzschluss nach Plus
- P1972 Relais für Sekundärluftpumpe 4 (J705) Kurzschluss nach Masse
- P1973 Relais für Sekundärluftpumpe 4 (J705) elektrischer Fehler im Stromkreis
- P1974 Sekundärlufteinblasventil 3 (N384) elektrischer Fehler im Stromkreis
- P1975 Sekundärlufteinblasventil 3 (N384) Kurzschluss nach Masse
- P1976 Sekundärlufteinblasventil 3 (N384) Kurzschluss nach Plus
- P1977 Sekundärlufteinblasventil 3 (N384) Unterbrechung
- P1978 Sekundärlufteinblasventil 4 (N385) elektrischer Fehler im Stromkreis
- P1979 Sekundärlufteinblasventil 4 (N385) Kurzschluss nach Masse
- P1980 Sekundärlufteinblasventil 4 (N385) Kurzschluss nach Plus
- P1981 Sekundärlufteinblasventil 4 (N385) Unterbrechung
- P1982 Abgastemperaturregelung Abgasbank 3 un plausibel
- P1983 Abgastemperaturregelung Abgasbank 4 un plausibel
- P1984 Lüfter 3 für Kühlmittel (V284) schwergängig/blockiert
- P1985 Steuergerät 2 für Lüfter für Kühlmittel (J671) Fehlfunktion
- P1986 Steuergerät für Kühlerlüfter 3, Lüfteransteuerung Kurzschluss
- P1987 Funktionseinschränkung durch Bremsentemperatur
- P1988 Relais für Kühlmittellüfter 3 (J752) Unterbrechung

P1989 Relais für Kühlmittellüfter 3 (J752) Kurzschluss nach Plus
P1990 Relais für Kühlmittellüfter 3 (J752) Kurzschluss nach Masse
P1991 Steuergerät defekt
P1992 Potentiometer 2 für Abgasrückführung (G466) Fehler in Grundeinstellung
P1993 Potentiometer 2 für Abgasrückführung (G466) Signal zu groß
P1994 Potentiometer 2 für Abgasrückführung (G466) Signal zu klein
P1995 Signal Tür auf nicht erkannt
P1996 Reibung zu hoch Code E1
P1997 Reibung zu hoch Code A1
P1998 Reibung zu hoch Code E2
P1999 Reibung zu hoch Code E2
P2002 Particulate Trap bank 1 - efficiency below threshold
P2003 Partikelfilter Bank 2 Fehlfunktion
P2004 Saugrohrklappe für Luftstromsteuerung Bank 1 hängt offen
P2005 Saugrohrklappe für Luftstromsteuerung Bank 2 hängt offen
P2006 Saugrohrklappe für Luftstromsteuerung Bank 1 hängt geschlossen
P2007 Saugrohrklappe für Luftstromsteuerung Bank 2 hängt geschlossen
P2008 Intake Manifold Runner Control (IMRC) Solenoid Control Circuit
P2009 Intake Manifold Runner Control (IMRC) Solenoid Control Circuit Low Voltage
P2010 Intake Manifold Runner Control (IMRC) Solenoid Control Circuit High Voltage
P2011 Saugrohrklappe 2 für Luftstromsteuerung elektrischer Fehler
P2012 Saugrohrklappe 2 für Luftstromsteuerung Kurzschluss nach Masse
P2013 Saugrohrklappe 2 für Luftstromsteuerung Kurzschluss nach Plus
P2014 Geber Saugrohrklappenstellung elektrischer Fehler im Stromkreis
P2015 Geber Saugrohrklappenstellung unplausibles Signal
P2016 Geber Saugrohrklappenstellung Kurzschluss nach Masse
P2017 Geber Saugrohrklappenstellung Kurzschluss nach Plus
P2019 Geber Saugrohrklappenstellung Saugrohrklappe 2 elektrischer Fehler im Stromkreis
P2020 Geber Saugrohrklappenstellung Saugrohrklappe 2 unplausibles Signal
P2021 Geber Saugrohrklappenstellung Saugrohrklappe 2 Kurzschluss nach Masse
P2022 Geber Saugrohrklappenstellung Saugrohrklappe 2 Kurzschluss nach Plus
P2031 Geber 2 für Abgastemperatur elektrischer Fehler
P2032 Geber 2 für Abgastemperatur Kurzschluss nach Masse
P2033 Geber 2 für Abgastemperatur Kurzschluss nach Plus
P2034 Geber 2 für Abgastemperatur Bank 2 elektrischer Fehler im Stromkreis
P2035 Geber 2 für Abgastemperatur Bank 2 Kurzschluß nach Masse
P2036 Geber 2 für Abgastemperatur Bank 2 Kurzschluß nach Plus
P2066 Fuel Level Sensor 2 Performance
P2067 Fuel Level Sensor 2 Circuit Low Voltage
P2068 Fuel Level Sensor 2 Circuit High Voltage
P2070 Schaltsaugrohr hängt offen
P2071 Schaltsaugrohr hängt geschlossen
P2075 Geber für Schaltsaugrohrposition elektrischer Fehler
P2076 Geber für Schaltsaugrohrposition unplausibles Signal
P2077 Geber für Schaltsaugrohrposition Kurzschluss nach Masse
P2078 Geber für Schaltsaugrohrposition Kurzschluss nach Plus
P2079 Geber für Schaltsaugrohrposition Unterbrechung
P2080 Geber 1 für Abgastemperatur (G235) unplausibles Signal
P2082 Geber 1 für Abgastemperatur Bank 2 (G236) unplausibles Signal
P2084 Geber 2 für Abgastemperatur unplausibles Signal
P2086 Geber 2 für Abgastemperatur Bank 2 unplausibles Signal

P2088 Bank1, Nockenwellenverstellung Kurzschluss nach Masse
P2089 Bank1, Nockenwellenverstellung Kurzschluss nach Plus
P2090 Bank1, Nockenwellenverstellung,Auslass Kurzschluss nach Masse
P2091 Bank1, Nockenwellenverstellung,Auslass Kurzschluss nach Plus
P2092 Bank2, Nockenwellenverstellung Kurzschluss nach Masse
P2093 Bank2, Nockenwellenverstellung Kurzschluss nach Plus
P2094 Bank2, Nockenwellenverstellung,Auslass Kurzschluss nach Masse
P2095 Bank2, Nockenwellenverstellung,Auslass Kurzschluss nach Plus
P2096 Bank1, Lambdakorrektur hinter Kat Regelgrenze mager überschritten
P2097 Bank1, Lambdakorrektur hinter Kat Regelgrenze fett überschritten
P2098 Bank2, Lambdakorrektur hinter Kat Regelgrenze mager überschritten
P2099 Bank2, Lambdakorrektur hinter Kat Regelgrenze fett überschritten
P2105 Throttle Actuator Control (TAC) System Forced Engine Shutdown
P2107 Throttle Actuator Control (TAC) Module Internal Circuit
P2108 Throttle Actuator Control (TAC) Module Performance
P2110 PCM / Stellglied- Drosselklappe: erzwungene RPM- Begrenzung
P2119 Throttle Closed Position Performance
P2120 Accelerator Pedal Position (APP) Sensor 1 Circuit
P2121 Accelerator Pedal Position (APP) Sensor 1 Performance
P2122 Accelerator Pedal Position (APP) Sensor 1 Circuit Low Voltage
P2123 Accelerator Pedal Position (APP) Sensor 1 Circuit High Voltage
P2125 Accelerator Pedal Position (APP) Sensor 2 Circuit
P2127 Accelerator Pedal Position (APP) Sensor 2 Circuit Low Voltage
P2128 Accelerator Pedal Position (APP) Sensor 2 Circuit High Voltage
P2135 Throttle Position (TP) Sensor 1-2 Correlation
P2138 Accelerator Pedal Position (APP) Sensor 1-2 Correlation
P2141 PCM / Drosselventil- Abgasrückführung: Regelstromkreis niedrig
P2146 Versorgung Einspritzventil(e) A Unterbrechung
P2147 Versorgung Einspritzventil(e) A Kurzschluss nach Masse
P2148 Versorgung Einspritzventil(e) A Kurzschluss nach Plus
P2149 Versorgung Einspritzventil(e) B Unterbrechung
P2150 Versorgung Einspritzventil(e) B Kurzschluss nach Masse
P2151 Versorgung Einspritzventil(e) B Kurzschluss nach Plus
P2176 Minimum Throttle Position Not Learned
P2177 Bank1, Kraftstoffbemessungssystem System zu mager ab Leerlaufdrehzahl
P2178 Bank1, Kraftstoffbemessungssystem System zu fett ab Leerlaufdrehzahl
P2179 Bank2, Kraftstoffbemessungssystem System zu mager ab Leerlaufdrehzahl
P2180 Bank2, Kraftstoffbemessungssystem System zu fett ab Leerlaufdrehzahl
P2181 Performance Malfunction in Cooling System
P2183 Geber für Kühlmitteltemperatur-Kühlerausgang (G83) unplausibles Signal
P2184 Geber für Kühlmitteltemperatur-Kühlerausgang (G83) Signal zu klein
P2185 Geber für Kühlmitteltemperatur-Kühlerausgang (G83) Signal zu groß
P2187 Bank 1; System too Lean at Idle
P2188 Bank 1, Kraftstoffbemessungssystem System zu fett bei Leerlaufdrehzahl
P2189 Bank 2, Kraftstoffbemessungssystem System zu mager bei Leerlaufdrehzahl
P2190 Bank 2, Kraftstoffbemessungssystem System zu fett bei Leerlaufdrehzahl
P2191 Bank 1, Kraftstoffbemessungssystem System zu mager bei Vollast
P2192 Bank 1, Kraftstoffbemessungssystem System zu fett bei Vollast
P2193 Bank 2, Kraftstoffbemessungssystem System zu mager bei Vollast
P2194 Bank 2, Kraftstoffbemessungssystem System zu fett bei Vollast
P2195 Lambda-Sonde1- Bank 1 Signal zu mager

P2196 Lambda-Sonde1- Bank 1 Signal zu fett
 P2197 Lambda-Sonde 1-Bank 2 Signal zu mager
 P2198 Lambda-Sonde 1-Bank 2 Signal zu fett
 P2199 Geber für Ansauglufttemperatur 1 nicht gleich an 2 Abweichung
 P2231 Oxygen (Lambda) Sensor B1 S1: Signal Shorted to Heater Circuit
 P2232 Oxygen (Lambda) Sensor B1 S2: Signal Shorted to Heater Circuit
 P2233 Oxygen (Lambda) Sensor B1 S3: Signal Shorted to Heater Circuit
 P2234 Oxygen (Lambda) Sensor B2 S1: Signal Shorted to Heater Circuit
 P2235 Oxygen (Lambda) Sensor B2 S2: Signal Shorted to Heater Circuit
 P2236 Oxygen (Lambda) Sensor B2 S3: Signal Shorted to Heater Circuit
 P2237 Oxygen (Lambda) Sensor B1 S1: Pump Current Open Circuit
 P2238 Oxygen (Lambda) Sensor B1 S1: Pump Current Short to Ground
 P2239 Oxygen (Lambda) Sensor B1 S1: Pump Current Short to B+
 P2240 Oxygen (Lambda) Sensor B2 S1: Pump Current Open Circuit
 P2241 Oxygen (Lambda) Sensor B2 S1: Pump Current Short to Ground
 P2242 Oxygen (Lambda) Sensor B2 S1: Pump Current Short to B+
 P2243 Lambda-Sonde 1-Bank 1, Referenzspannung Unterbrechung
 P2244 Lambda-Sonde 1-Bank 1, Referenzspannung unplausibles Signal
 P2245 Lambda-Sonde 1-Bank 1, Referenzspannung Kurzschluss nach Masse
 P2246 Lambda-Sonde 1-Bank 1, Referenzspannung Kurzschluss nach Plus
 P2247 Lambda-Sonde 1-Bank 2, Referenzspannung Unterbrechung
 P2248 Lambda-Sonde 1-Bank 2, Referenzspannung unplausibles Signal
 P2249 Lambda-Sonde 1-Bank 2, Referenzspannung Kurzschluss nach Masse
 P2250 Lambda-Sonde 1-Bank 2, Referenzspannung Kurzschluss nach Plus
 P2251 Lambda-Sonde 1-Bank 1, Masseleitung Unterbrechung
 P2252 Lambda-Sonde 1-Bank 1, Masseleitung Kurzschluss nach Masse
 P2253 Lambda-Sonde 1-Bank 1, Masseleitung Kurzschluss nach Plus
 P2254 Lambda-Sonde 1-Bank 2, Masseleitung Unterbrechung
 P2255 Lambda-Sonde 1-Bank 2, Masseleitung Kurzschluss nach Masse
 P2256 Lambda-Sonde 1-Bank 2, Masseleitung Kurzschluss nach Plus
 P2257 Relais für Sekundärluftpumpe (J299) Kurzschluss nach Masse
 P2258 Relais für Sekundärluftpumpe (J299) Kurzschluss nach Plus
 P2261 Umluftventil für Turbolader (N249) mechanischer Fehler
 P2263 PCM / Turbolader/Kompressor: Ladesystem: Leistung
 P2270 Lambda-Sonde 2-Bank 1 Signal zu mager
 P2271 Lambda-Sonde 2-Bank 1 Signal zu fett
 P2272 Lambda-Sonde 2-Bank 2 Signal zu mager
 P2273 Lambda-Sonde 2-Bank 2 Signal zu fett
 P2274 Lambda-Sonde 3-Bank 1 Signal zu mager
 P2275 Lambda-Sonde 3-Bank 1 Signal zu fett
 P2276 Lambda-Sonde 3-Bank 2 Signal zu mager
 P2277 Lambda-Sonde 3-Bank 2 Signal zu fett
 P2279 Leckluft im Ansaugsystem
 P2288 PCM / Einspritzventil- Steuerdruck über erwartetem Wert
 P2293 Regelventil für Kraftstoffdruck mechanischer Fehler
 P2294 Regelventil für Kraftstoffdruck Unterbrechung
 P2295 Regelventil für Kraftstoffdruck Kurzschluss nach Masse
 P2296 Regelventil für Kraftstoffdruck Kurzschluss nach Plus
 P2297 Abgas-Bank1, Sonde 1, Lambdasondensignal Spannung bei Schub,Regelgrenze überschritten
 P2298 Abgas-Bank2, Sonde 1, Lambdasondensignal Spannung bei Schub,Regelgrenze überschritten
 P2300 Ansteuerung Zündspule 1 Kurzschluß nach Masse

- P2301 Ansteuerung Zündspule 1 Kurzschluß nach Plus
- P2302 Sekundärkreis Zündspule 1 Fehlfunktion
- P2303 Ansteuerung Zündspule 2 Kurzschluß nach Masse
- P2304 Ansteuerung Zündspule 2 Kurzschluß nach Plus
- P2305 Sekundärkreis Zündspule 2 Fehlfunktion
- P2306 Ansteuerung Zündspule 3 Kurzschluß nach Masse
- P2307 Ansteuerung Zündspule 3 Kurzschluß nach Plus
- P2308 Sekundärkreis Zündspule 3 Fehlfunktion
- P2309 Ansteuerung Zündspule 4 Kurzschluß nach Masse
- P2310 Ansteuerung Zündspule 4 Kurzschluß nach Plus
- P2311 Sekundärkreis Zündspule 4 Fehlfunktion
- P2312 Ansteuerung Zündspule 5 Kurzschluß nach Masse
- P2313 Ansteuerung Zündspule 5 Kurzschluß nach Plus
- P2314 Sekundärkreis Zündspule 5 Fehlfunktion
- P2315 Ansteuerung Zündspule 6 Kurzschluß nach Masse
- P2316 Ansteuerung Zündspule 6 Kurzschluß nach Plus
- P2317 Sekundärkreis Zündspule 6 Fehlfunktion
- P2318 Ansteuerung Zündspule 7 Kurzschluß nach Masse
- P2319 Ansteuerung Zündspule 7 Kurzschluß nach Plus
- P2320 Sekundärkreis Zündspule 7 Fehlfunktion
- P2321 Ansteuerung Zündspule 8 Kurzschluß nach Masse
- P2322 Ansteuerung Zündspule 8 Kurzschluß nach Plus
- P2323 Sekundärkreis Zündspule 8 Fehlfunktion
- P2324 Ansteuerung Zündspule 9 Kurzschluß nach Masse
- P2325 Ansteuerung Zündspule 9 Kurzschluß nach Plus
- P2326 Sekundärkreis Zündspule 9 Fehlfunktion
- P2327 Ansteuerung Zündspule 10 Kurzschluß nach Masse
- P2328 Ansteuerung Zündspule 10 Kurzschluß nach Plus
- P2329 Sekundärkreis Zündspule 10 Fehlfunktion
- P2330 Ansteuerung Zündspule 11 Kurzschluß nach Masse
- P2331 Ansteuerung Zündspule 11 Kurzschluß nach Plus
- P2332 Sekundärkreis Zündspule 11 Fehlfunktion
- P2333 Ansteuerung Zündspule 12 Kurzschluß nach Masse
- P2334 Ansteuerung Zündspule 12 Kurzschluß nach Plus
- P2335 Sekundärkreis Zündspule 12 Fehlfunktion
- P2336 Klopfregelung Zylinder 1 Regelgrenze erreicht
- P2337 Klopfregelung Zylinder 2 Regelgrenze erreicht
- P2338 Klopfregelung Zylinder 3 Regelgrenze erreicht
- P2339 Klopfregelung Zylinder 4 Regelgrenze erreicht
- P2340 Klopfregelung Zylinder 5 Regelgrenze erreicht
- P2341 Klopfregelung Zylinder 6 Regelgrenze erreicht
- P2342 Klopfregelung Zylinder 7 Regelgrenze erreicht
- P2343 Klopfregelung Zylinder 8 Regelgrenze erreicht
- P2344 Klopfregelung Zylinder 9 Regelgrenze erreicht
- P2345 Klopfregelung Zylinder 10 Regelgrenze erreicht
- P2346 Klopfregelung Zylinder 11 Regelgrenze erreicht
- P2347 Klopfregelung Zylinder 12 Regelgrenze erreicht
- P2400 Tankentlüftungssystem, Ansteuerung Diagnosepumpe für Tankleckage elektrischer Fehler/Unterbrechung
- P2401 Tankentlüftungssystem, Ansteuerung Diagnosepumpe für Tankleckage Kurzschluß nach Masse
- P2402 Tankentlüftungssystem, Ansteuerung Diagnosepumpe für Tankleckage Kurzschluß nach Plus

P2403 Tankentl ftungssystem, Sensor Diagnosepumpe f r Tankleckage, elektrischer Fehler/Unterbrechung
P2404 Tankentl ftungssystem, Sensor Diagnosepumpe f r Tankleckage, unplausibles Signal
P2409 PCM / Sensor/Schalter- Leuchte- Deckel- Kraftstoffeinf llstutzen
P2413 Fehler im Abgasr ckf hrungssystem
P2414 Bank 1 - Sonde 1 Spannung zu klein/Leckluft
P2415 Bank 2 - Sonde 1 Spannung zu klein/Leckluft
P2416 Abgasbank 1 Lambda-Sonden vor und nach Hauptkat vertauscht
P2417 Abgasbank 2 Lambda-Sonden vor und nach Hauptkat vertauscht
P2420 Tankentl ftungssystem, Magnetventil 2 f r Aktivkohle (N115) st ndig offen
P2421 Tankentl ftungssystem, Magnetventil 2 f r Aktivkohle (N115) st ndig geschlossen
P2425 Ventil f r K hlung Abgasr ckf hrung Unterbrechung
P2426 Ventil f r K hlung Abgasr ckf hrung Kurzschluss nach Masse
P2427 Ventil f r K hlung Abgasr ckf hrung Kurzschluss nach Plus
P2452 Dieselpartikelfilter Differenzdruckgeber elektrischer Fehler
P2453 Dieselpartikelfilter Differenzdruckgeber unplausibles Signal
P2454 Dieselpartikelfilter Differenzdruckgeber Kurzschlu  nach Masse
P2455 Dieselpartikelfilter Differenzdruckgeber Kurzschlu  nach Plus
P2500 Generator L-Terminal Circuit Low Voltage
P2501 Generator L-Terminal Circuit High Voltage
P2502 Charging System Voltage
P2503 Charging System Voltage Low
P2504 Charging System Voltage High
P2505 ECM/PCM Power Input Signal
P2506 ECM/PCM Power Input Signal Range/Performance
P2507 ECM/PCM Power Input Signal Low
P2508 ECM/PCM Power Input Signal High
P2509 ECM/PCM Power Input Signal Intermittent
P2510 ECM/PCM Power Relay Sense Circuit Range/Performance
P2511 ECM/PCM Power Relay Sense Circuit Intermittent
P2512 Event Data Recorder Request Circuit/ Open
P2513 Event Data Recorder Request Circuit Low
P2514 Event Data Recorder Request Circuit High
P2515 A/C Refrigerant Pressure Sensor "B" Circuit
P2516 A/C Refrigerant Pressure Sensor "B" Circuit Range/Performance
P2517 A/C Refrigerant Pressure Sensor "B" Circuit Low
P2518 A/C Refrigerant Pressure Sensor "B" Circuit High
P2519 A/C Request "A" Circuit
P2520 A/C Request "A" Circuit Low
P2521 A/C Request "A" Circuit High
P2522 A/C Request "B" Circuit
P2523 A/C Request "B" Circuit Low
P2524 A/C Request "B" Circuit High
P2525 Vacuum Reservoir Pressure Sensor Circuit
P2526 Vacuum Reservoir Pressure Sensor Circuit Range/Performance
P2527 Vacuum Reservoir Pressure Sensor Circuit Low
P2528 Vacuum Reservoir Pressure Sensor Circuit High
P2529 Vacuum Reservoir Pressure Sensor Circuit Intermittent
P2530 Ignition Switch Run Position Circuit
P2531 Ignition Switch Run Position Circuit Low
P2532 Ignition Switch Run Position Circuit High

P2533 Ignition Switch Run/Start Position Circuit
 P2534 Ignition Switch Run/Start Position Circuit Low
 P2535 Ignition 1 Switch Circuit High Voltage (PCM)
 P2536 Ignition Switch Accessory Position Circuit
 P2537 Ignition Switch Accessory Position Circuit Low
 P2538 Ignition Switch Accessory Position Circuit High
 P2539 Low Pressure Fuel System Sensor Circuit
 P2540 Low Pressure Fuel Sensor (G410): Implausible Signal
 P2541 Low Pressure Fuel System Sensor Circuit Low
 P2542 Low Pressure Fuel System Sensor Circuit High
 P2543 Low Pressure Fuel System Sensor Circuit Intermittent
 P2544 Torque Management Request Input Signal "A"
 P2545 Torque Management Request Input Signal "A" Range/Performance
 P2546 Torque Management Request Input Signal "A" Low
 P2547 Torque Management Request Input Signal "A" High
 P2548 Torque Management Request Input Signal "B"
 P2549 Torque Management Request Input Signal "B" Range/Performance
 P2550 Torque Management Request Input Signal "B" Low
 P2551 Torque Management Request Input Signal "B" High
 P2552 Throttle/Fuel Inhibit Circuit
 P2553 Throttle/Fuel Inhibit Circuit Range/Performance
 P2554 Throttle/Fuel Inhibit Circuit Low
 P2555 Throttle/Fuel Inhibit Circuit High
 P2556 Engine Coolant Level Sensor/Switch Circuit
 P2557 Engine Coolant Level Sensor/Switch Circuit Range/Performance
 P2558 Engine Coolant Level Sensor/Switch Circuit Low
 P2559 Engine Coolant Level Sensor/Switch Circuit High
 P2560 Engine Coolant Level Low
 P2561 A/C Control Module Requested MIL Illumination
 P2562 Turbocharger Boost Control Position Sensor Circuit
 P2563 Turbocharger Boost Control Position Sensor Circuit Range/Performance
 P2564 Turbocharger Boost Control Position Sensor Circuit Low
 P2565 Turbocharger Boost Control Position Sensor Circuit High
 P2566 Turbocharger Boost Control Position Sensor Circuit Intermittent
 P2567 Direct Ozone Reduction Catalyst Temperature Sensor Circuit
 P2568 Direct Ozone Reduction Catalyst Temperature Sensor Circuit Range/Performance
 P2569 Direct Ozone Reduction Catalyst Temperature Sensor Circuit Low
 P2570 Direct Ozone Reduction Catalyst Temperature Sensor Circuit High
 P2571 Direct Ozone Reduction Catalyst Temperature Sensor Circuit Intermittent/Erratic
 P2572 Direct Ozone Reduction Catalyst Deterioration Sensor Circuit
 P2573 Direct Ozone Reduction Catalyst Deterioration Sensor Circuit Range/Performance
 P2574 Direct Ozone Reduction Catalyst Deterioration Sensor Circuit Low
 P2575 Direct Ozone Reduction Catalyst Deterioration Sensor Circuit High
 P2576 Direct Ozone Reduction Catalyst Deterioration Sensor Circuit Intermittent/Erratic
 P2577 Direct Ozone Reduction Catalyst Efficiency Below Threshold
 P2600 Coolant Pump Control Circuit/Open
 P2601 Coolant Pump Control Circuit Range/Performance
 P2602 Coolant Pump Control Circuit Low
 P2603 Coolant Pump Control Circuit High
 P2604 Intake Air Heater "A" Circuit Range/Performance
 P2605 Intake Air Heater "A" Circuit/Open

P2606 Intake Air Heater "B" Circuit Range/Performance
 P2607 Intake Air Heater "B" Circuit Low
 P2608 Intake Air Heater "B" Circuit High
 P2609 Intake Air Heater System Performance
 P2610 ECU Malfunction
 P2611 A/C Refrigerant Distribution Valve Control Circuit/Open
 P2612 A/C Refrigerant Distribution Valve Control Circuit Low
 P2613 A/C Refrigerant Distribution Valve Control Circuit High
 P2614 Camshaft Position Signal Output Circuit/Open
 P2615 Camshaft Position Signal Output Circuit Low
 P2616 Camshaft Position Signal Output Circuit High
 P2617 Crankshaft Position Signal Output Circuit/Open
 P2618 Crankshaft Position Signal Output Circuit Low
 P2619 Crankshaft Position Signal Output Circuit High
 P2620 Throttle Position Output Circuit/Open
 P2621 Throttle Position Output Circuit Low
 P2622 Throttle Position Output Circuit High
 P2623 Injector Control Pressure Regulator Circuit/Open
 P2624 Injector Control Pressure Regulator Circuit Low
 P2625 Injector Control Pressure Regulator Circuit High
 P2626 O2 Sensor Pumping Current Trim Circuit/Open
 P2627 O2 Sensor Pumping Current Trim Circuit Low
 P2628 O2 Sensor Pumping Current Trim Circuit High
 P2629 O2 Sensor Pumping Current Trim Circuit/Open
 P2630 O2 Sensor Pumping Current Trim Circuit Low
 P2631 O2 Sensor Pumping Current Trim Circuit High
 P2632 Fuel Pump "B" Control Circuit /Open
 P2633 Fuel Pump "B" Control Circuit Low
 P2634 Fuel Pump "B" Control Circuit High
 P2635 Fuel Pump "A" Low Flow / Performance
 P2636 Fuel Pump "B" Low Flow / Performance
 P2637 Torque Management Feedback Signal "A"
 P2638 Torque Management Feedback Signal "A" Range/Performance
 P2639 Torque Management Feedback Signal "A" Low
 P2640 Torque Management Feedback Signal "A" High
 P2641 Torque Management Feedback Signal "B"
 P2642 Torque Management Feedback Signal "B" Range/Performance
 P2643 Torque Management Feedback Signal "B" Low
 P2644 Torque Management Feedback Signal "B" High
 P2645 "A" Rocker Arm Actuator Control Circuit/Open
 P2646 "A" Rocker Arm Actuator System Performance or Stuck Off
 P2647 "A" Rocker Arm Actuator System Stuck On
 P2648 "A" Rocker Arm Actuator Control Circuit Low
 P2649 "A" Rocker Arm Actuator Control Circuit High
 P2650 "B" Rocker Arm Actuator Control Circuit/Open
 P2651 "B" Rocker Arm Actuator System Performance or Stuck Off
 P2652 "B" Rocker Arm Actuator System Stuck On
 P2653 "B" Rocker Arm Actuator Control Circuit Low
 P2654 "B" Rocker Arm Actuator Control Circuit High
 P2655 "A" Rocker Arm Actuator Control Circuit/Open
 P2656 "A" Rocker Arm Actuator System Performance or Stuck Off

P2657 "A" Rocker Arm Actuator System Stuck On
P2658 "A" Rocker Arm Actuator Control Circuit Low
P2659 "A" Rocker Arm Actuator Control Circuit High
P2660 "B" Rocker Arm Actuator Control Circuit/Open
P2661 "B" Rocker Arm Actuator System Performance or Stuck Off
P2662 "B" Rocker Arm Actuator System Stuck On
P2663 "B" Rocker Arm Actuator Control Circuit Low
P2664 "B" Rocker Arm Actuator Control Circuit High
P2665 Fuel Shutoff Valve "B" Control Circuit/Open
P2666 Fuel Shutoff Valve "B" Control Circuit Low
P2667 Fuel Shutoff Valve "B" Control Circuit High
P2668 Fuel Mode Indicator Lamp Control Circuit
P2669 Actuator Supply Voltage "B" Circuit /Open
P2670 Actuator Supply Voltage "B" Circuit Low
P2671 Actuator Supply Voltage "B" Circuit High
P2700 Transmission Friction Element "A" Apply Time Range/Performance
P2701 Transmission Friction Element "B" Apply Time Range/Performance
P2702 Transmission Friction Element "C" Apply Time Range/Performance
P2703 Transmission Friction Element "D" Apply Time Range/Performance
P2704 Transmission Friction Element "E" Apply Time Range/Performance
P2705 Transmission Friction Element "F" Apply Time Range/Performance
P2706 Shift Solenoid "F"
P2707 Shift Solenoid "F" Performance or Stuck Off
P2708 Shift Solenoid "F" Stuck On
P2709 Shift Solenoid "F" Electrical
P2710 Shift Solenoid "F" Intermittent
P2711 Unexpected Mechanical Gear Disengagement
P2712 Hydraulic Power Unit Leakage
P2713 Pressure Control Solenoid "D"
P2714 Pressure Control Solenoid "D" Performance or Stuck Off
P2715 Pressure Control Solenoid "D" Stuck On
P2716 Pressure Control Solenoid "D" Electrical
P2717 Pressure Control Solenoid "D" Intermittent
P2718 Pressure Control Solenoid "D" Control Circuit / Open
P2719 Pressure Control Solenoid "D" Control Circuit Range/Performance
P2720 Pressure Control Solenoid "D" Control Circuit Low
P2721 Pressure Control Solenoid "D" Control Circuit High
P2722 Pressure Control Solenoid "E"
P2723 Pressure Control Solenoid "E" Performance or Stuck Off
P2724 Pressure Control Solenoid "E" Stuck On
P2725 Pressure Control Solenoid "E" Electrical
P2726 Pressure Control Solenoid "E" Intermittent
P2727 Pressure Control Solenoid "E" Control Circuit / Open
P2728 Pressure Control Solenoid "E" Control Circuit Range/Performance
P2729 Pressure Control Solenoid "E" Control Circuit Low
P2730 Pressure Control Solenoid "E" Control Circuit High
P2731 Pressure Control Solenoid "F"
P2732 Pressure Control Solenoid "F" Performance or Stuck Off
P2733 Pressure Control Solenoid "F" Stuck On
P2734 Pressure Control Solenoid "F" Electrical
P2735 Pressure Control Solenoid "F" Intermittent

P2736 Pressure Control Solenoid "F" Control Circuit/Open
 P2737 Pressure Control Solenoid "F" Control Circuit Range/Performance
 P2738 Pressure Control Solenoid "F" Control Circuit Low
 P2739 Pressure Control Solenoid "F" Control Circuit High
 P2740 Transmission Fluid Temperature Sensor "B" Circuit
 P2741 Transmission Fluid Temperature Sensor "B" Circuit Range Performance
 P2742 Transmission Fluid Temperature Sensor "B" Circuit Low
 P2743 Transmission Fluid Temperature Sensor "B" Circuit High
 P2744 Transmission Fluid Temperature Sensor "B" Circuit Intermittent
 P2745 Intermediate Shaft Speed Sensor "B" Circuit
 P2746 Intermediate Shaft Speed Sensor "B" Circuit Range/Performance
 P2747 Intermediate Shaft Speed Sensor "B" Circuit No Signal
 P2748 Intermediate Shaft Speed Sensor "B" Circuit Intermittent
 P2749 Intermediate Shaft Speed Sensor "C" Circuit
 P2750 Intermediate Shaft Speed Sensor "C" Circuit Range/Performance
 P2751 Intermediate Shaft Speed Sensor "C" Circuit No Signal
 P2752 Intermediate Shaft Speed Sensor "C" Circuit Intermittent
 P2753 Transmission Fluid Cooler Control Circuit/Open
 P2754 Transmission Fluid Cooler Control Circuit Low
 P2755 Transmission Fluid Cooler Control Circuit High
 P2756 Torque Converter Clutch Pressure Control Solenoid
 P2757 Torque Converter Clutch Pressure Control Solenoid Control Circuit Performance or Stuck Off
 P2758 Torque Converter Clutch Pressure Control Solenoid Control Circuit Stuck On
 P2759 Torque Converter Clutch Pressure Control Solenoid Control Circuit Electrical
 P2760 Torque Converter Clutch Pressure Control Solenoid Control Circuit Intermittent
 P2761 Torque Converter Clutch Pressure Control Solenoid Control Circuit/Open
 P2762 Torque Converter Clutch Pressure Control Solenoid Control Circuit Range/Performance
 P2763 Torque Converter Clutch Pressure Control Solenoid Control Circuit High
 P2764 Torque Converter Clutch Pressure Control Solenoid Control Circuit Low
 P2765 Input/Turbine Speed Sensor "B" Circuit
 P2766 Input/Turbine Speed Sensor "B" Circuit Range/Performance
 P2767 Input/Turbine Speed Sensor "B" Circuit No Signal
 P2768 Input/Turbine Speed Sensor "B" Circuit Intermittent
 P2769 Torque Converter Clutch Circuit Low
 P2770 Torque Converter Clutch Circuit High
 P2771 Four Wheel Drive (4WD) Low Switch Circuit
 P2772 Four Wheel Drive (4WD) Low Switch Circuit Range/Performance
 P2773 Four Wheel Drive (4WD) Low Switch Circuit Low
 P2774 Four Wheel Drive (4WD) Low Switch Circuit High
 P2775 Upshift Switch Circuit Range/Performance
 P2776 Upshift Switch Circuit Low
 P2777 Upshift Switch Circuit High
 P2778 Upshift Switch Circuit Intermittent/Erratic
 P2779 Downshift Switch Circuit Range/Performance
 P2780 Downshift Switch Circuit Low
 P2781 Downshift Switch Circuit High
 P2782 Downshift Switch Circuit Intermittent/Erratic
 P2783 Torque Converter Temperature Too High
 P2784 Input/Turbine Speed Sensor "A"/"B" Correlation
 P2785 Clutch Actuator Temperature Too High
 P2786 Gear Shift Actuator Temperature Too High

- P2787 Clutch Temperature Too High
- P2788 Auto Shift Manual Adaptive Learning at Limit
- P2789 Clutch Adaptive Learning at Limit
- P2790 Gate Select Direction Circuit
- P2791 Gate Select Direction Circuit Low
- P2792 Gate Select Direction Circuit High
- P2793 Gear Shift Direction Circuit
- P2794 Gear Shift Direction Circuit Low
- P2795 Gear Shift Direction Circuit High
- P2A00 HO2S Circuit Closed Loop (CL) Performance Bank 1 Sensor 1 (PCM)
- P2A01 HO2S Circuit Closed Loop (CL) Performance Bank 1 Sensor 2 (PCM)
- P3000 Hacking AWH Data
- P3001 Arbeidsdrehzahlregelung Regeldifferenz
- P3002 Kick-down-Schalter (F8) unplausibles Signal
- P3003 Relais verwarming motorkoelvloeistof 1, laag uitgangssignaal
- P3004 Relais für kleine Heizleistung (J359) Unterbrechung/Kurzschluß nach Masse
- P3005 Relais verwarming motorkoelvloeistof 2, hoog signaal
- P3006 Relais für große Heizleistung (J360) Unterbrechung/Kurzschluß nach Masse
- P3007 Nokkenasstandsensoren (G40) geen signaal
- P3008 Nockenwellenpositionssensoren (G40) Signal außerhalb der Toleranz
- P3009 Relais für Pumpe, Kraftstoffkühlung (J445) Kurzschluss nach Plus
- P3010 Relais für Pumpe, Kraftstoffkühlung (J445) Unterbrechung/Kurzschluss nach Masse
- P3011 Relais für elektrische Kraftstoffpumpe 2 (J49) Kurzschluss nach Plus
- P3012 Relais für elektrische Kraftstoffpumpe 2 (J49) Unterbrechung/Kurzschluss nach Masse
- P3013 Ventil 2 für Ladedruckbegrenzung (N274) Kurzschluss nach Plus
- P3014 Ventil 2 für Ladedruckbegrenzung (N274) Unterbrechung/Kurzschluss nach Masse
- P3015 Ventil für Kraftstoff-Bypass (N312) Kurzschluss nach Plus
- P3016 Ventil für Kraftstoff-Bypass (N312) Unterbrechung/Kurzschluss nach Masse
- P3017 Valve for Exhaust Flap 1 (N321): Short to B+
- P3018 Valve for Exhaust Flap 1 (N321): Short to Ground
- P3019 Valve for Exhaust Flap 1 (N321): Open Circuit
- P3020 Valve for Exhaust Flap 1 (N321): Electrical Malfunction
- P3021 Valve for Exhaust Flap 2 (N322): Short to B+
- P3022 Valve for Exhaust Flap 2 (N322): Short to Ground
- P3023 Valve for Exhaust Flap 2 (N322): Open Circuit
- P3024 Valve for Exhaust Flap 2 (N322): Electrical Malfunction
- P3025 Winkelgeber 1 für DK-Antrieb 2 (G297) unplausibles Signal
- P3026 Winkelgeber 1 für DK-Antrieb 2 (G297) Signal zu klein
- P3027 Winkelgeber 1 für DK-Antrieb 2 (G297) Signal zu groß
- P3028 Winkelgeber 2 für DK-Antrieb 2 (G298) unplausibles Signal
- P3029 Winkelgeber 2 für DK-Antrieb 2 (G298) Signal zu klein
- P3030 Winkelgeber 2 für DK-Antrieb 2 (G298) Signal zu groß
- P3031 Drosselklappenantrieb 2 (G296) elektrischer Fehler im Stromkreis
- P3032 Drosselklappensteuereinheit 2 (J544) Fehler in Grundeinstellung
- P3033 Geber 2 für Ansauglufttemperatur (G299) Signal zu klein
- P3034 Geber 2 für Ansauglufttemperatur (G299) Signal zu groß
- P3035 Drosselklappensteuereinheit 2 (J544) mechanischer Fehler
- P3036 Drosselklappensteuereinheit 2 (J544) Unterspannung bei Grundeinstellung
- P3037 Drosselklappensteuereinheit 2 (J544) Adaption nicht gestartet
- P3038 Drosselklappensteuereinheit 2 (J544) unterer Anschlag wird nicht erreicht
- P3039 Getriebeanforderung Momentenreduzierung unplausibel

- P3040 Getriebeübersetzung unplausibel
- P3041 Datenbus-Antrieb unplausible Motortemperaturbotschaft vom Kombi
- P3042 Heizungsregelung unplausibles Signal
- P3043 Kraftstoffpumpe mechanischer Fehler
- P3044 Kraftstoffpumpe Kurzschluss
- P3045 Kraftstoffpumpenelektronik defekt
- P3046 Starterrelais 1 elektr.Fehler im Stromkreis(Relais klebt/schaltet nicht)
- P3047 Ansteuerung Starterrelais 2 Kurzschluss nach Plus
- P3048 Ansteuerung Starterrelais 2 Kurzschluss nach Masse
- P3049 Ansteuerung Starterrelais 2 Unterbrechung
- P3050 Starterrelais 2 elektr.Fehler im Stromkreis(Relais klebt/schaltet nicht)
- P3051 Anlasseransteuerung, Rückmeldung Klemme 50 unplausibles Signal
- P3052 Anlasseransteuerung, Rückmeldung Klemme 50 Kurzschluss nach Plus
- P3053 Anlasseransteuerung, Rückmeldung Klemme 50 Kurzschluss nach Masse/Unterbrechung
- P3054 Anlasser dreht nicht mechanisch blockiert oder elektrischer Fehler
- P3055 Drucksensor 2 für Abgas Unterbrechung
- P3056 Drucksensor 2 für Abgas Kurzschluss nach Masse
- P3057 Drucksensor 2 für Abgas Kurzschluss nach Plus
- P3058 Abgasrückführungssystem 2 Durchsatz zu klein
- P3059 Abgasrückführungssystem 2 Durchsatz zu groß
- P3060 Ventil für Kühlungsby-pass, Abgasrückführung (N386) elektrischer Fehler
- P3061 Ventil 2 für Kühlungsby-pass, Abgasrückführung (N387) elektrischer Fehler
- P3062 Ladedruckregelung 2 Ladedruck zu groß
- P3063 Ladedruckregelung 2 Ladedruck zu klein
- P3064 Ventil 3 für Ladedruckbegrenzung (N388) elektrischer Fehler
- P3065 Ventil 3 für Ladedruckbegrenzung (N388) Kurzschluss nach Masse
- P3066 Ventil 3 für Ladedruckbegrenzung (N388) Kurzschluss nach Plus
- P3067 Ventil 4 für Ladedruckbegrenzung (N389) elektrischer Fehler
- P3068 Ventil 4 für Ladedruckbegrenzung (N389) Kurzschluss nach Masse
- P3069 Ventil 4 für Ladedruckbegrenzung (N389) Kurzschluss nach Plus
- P3070 Pumpe für Additiv Partikelfilter (V135) defekt
- P3071 Additivtank für Partikelfilter leer
- P3072 Stromversorgungsrelais elektrischer Fehler im Stromkreis
- P3073 Kraftstoffpumpe elektrischer Fehler im Stromkreis
- P3074 Kraftstoffpumpe 2 elektrischer Fehler im Stromkreis
- P3075 Abgleich Turbolader 1/2 Adaptionsgrenzen erreicht
- P3076 Motorsteuergerät Fehler bei Codierung
- P3077 Kraftstoffpumpenelektronik Spannungsversorgung elektrischer Fehler
- P3078 Drosselklappensteuereinheit Luftdurchsatz i m Leerlauf zu gering
- P3079 Relais für Kraftstoffzusatzpumpe Kaltstart (J748) Kurzschluss nach Plus
- P3080 Relais für Kraftstoffzusatzpumpe Kaltstart (J748) Kurzschluss nach Masse/Unterbrechung
- P3081 Engine Temperature too Low
- P3082 Geber für Kupplungsposition (G476) unplausibles Signal
- P3083 Geber für Kraftstoff-Additivtank Partikelfilter (G504) elektrischer Fehler im Stromkreis
- P3084 Umluftventil für Turbolader, Bank 2 mechanischer Fehler
- P3085 Ansteuerung Saugrohrklappe 2 für Luftstromsteuerung elektrischer Fehler
- P3086 Saugrohrklappe 2 für Luftstromsteuerung Grundeinstellung nicht durchgeführt
- P3087 Versorgungsrelais für Motorkomponenten elektrischer Fehler im Stromkreis
- P3088 Starterrelais elektrischer Fehler im Stromkreis
- P3089 Kraftstoffpumpenelektronik Signalleitung elektrischer Fehler
- P3090 Signal von Standheizung nicht erkannt

- P3091 Signal von Standheizung dauerhaft erkannt
- P3092 Steuergerät defekt
- P3093 Steuergerät defekt
- P3094 Steuergerät defekt
- P3095 Steuergerät defekt
- P3096 Steuergerät defekt
- P3097 Steuergerät defekt
- P3098 Steuergerät defekt
- P3099 Steuergerät defekt
- P3100 Motor voor de smoorklep (V157) kortsluiting naar plus
- P3101 Motor voor de smoorklep (V157) onderbreking/kortsluiting naar massa
- P3102 Motor voor de smoorklep (V157) geen signaal
- P3103 Motor voor de smoorklep (V157) defect
- P3104 Regelsolenoïde lucht inlaatspruitstuk, kortsluiting naar plus
- P3105 Umschaltventil für Saugrohrklappe (N239); Unterbrechung/Kurzschluß nach Masse
- P3106 Ventil für Pumpe/Düse Zylinder 7 (N303) unplausibles Signal
- P3107 Ventil für Pumpe/Düse Zylinder 7 (N303) Regelgrenze überschritten
- P3108 Ventil für Pumpe/Düse Zylinder 7 (N303) Regelgrenze unterschritten
- P3109 Ventil für Pumpe/Düse Zylinder 7 (N303) elektrischer Fehler im Stromkreis
- P3110 Ventil für Pumpe/Düse Zylinder 8 (N304) unplausibles Signal
- P3111 Ventil für Pumpe/Düse Zylinder 8 (N304) Regelgrenze überschritten
- P3112 Ventil für Pumpe/Düse Zylinder 8 (N304) Regelgrenze unterschritten
- P3113 Ventil für Pumpe/Düse Zylinder 8 (N304) elektrischer Fehler im Stromkreis
- P3114 Ventil für Pumpe/Düse Zylinder 9 (N305) unplausibles Signal
- P3115 Ventil für Pumpe/Düse Zylinder 9 (N305) Regelgrenze überschritten
- P3116 Ventil für Pumpe/Düse Zylinder 9 (N305) Regelgrenze unterschritten
- P3117 Ventil für Pumpe/Düse Zylinder 9 (N305) elektrischer Fehler im Stromkreis
- P3118 Ventil für Pumpe/Düse Zylinder 10 (N306) unplausibles Signal
- P3119 Ventil für Pumpe/Düse Zylinder 10 (N306) Regelgrenze überschritten
- P3120 Ventil für Pumpe/Düse Zylinder 10 (N306) Regelgrenze unterschritten
- P3121 Ventil für Pumpe/Düse Zylinder 10 (N306) elektrischer Fehler im Stromkreis
- P3122 Ventil für Pumpe/Düse Zylinder 11 (N307) unplausibles Signal
- P3123 Ventil für Pumpe/Düse Zylinder 11 (N307) Regelgrenze überschritten
- P3124 Ventil für Pumpe/Düse Zylinder 11 (N307) Regelgrenze unterschritten
- P3125 Ventil für Pumpe/Düse Zylinder 11 (N307) elektrischer Fehler im Stromkreis
- P3126 Ventil für Pumpe/Düse Zylinder 12 (N308) unplausibles Signal
- P3127 Ventil für Pumpe/Düse Zylinder 12 (N308) Regelgrenze überschritten
- P3128 Ventil für Pumpe/Düse Zylinder 12 (N308) Regelgrenze unterschritten
- P3129 Ventil für Pumpe/Düse Zylinder 12 (N308) elektrischer Fehler im Stromkreis
- P3130 Abgasrückführsystem Regelgrenze überschritten
- P3131 Abgasrückführsystem Regelgrenze unterschritten
- P3132 Glühzeitsteuergerät 2, Glühstromkreis elektrischer Fehler im Stromkreis
- P3133 Glühzeitsteuergerät 2 (J609) unplausibles Signal
- P3134 Saugrohrklappe für Luftstromsteuerung oberer Anschlag nicht erreicht
- P3135 Saugrohrklappe für Luftstromsteuerung unterer Anschlag nicht erreicht
- P3136 Saugrohrklappe für Luftstromsteuerung Sollwert nicht erreicht
- P3137 Saugrohrklappe für Luftstromsteuerung Grundeinstellung nicht durchgeführt
- P3138 Saugrohrklappe für Luftstromsteuerung Regeldifferenz
- P3139 Saugrohrklappe für Luftstromsteuerung Signal außerhalb Toleranz
- P3140 Ventil für Tankleerstart (Nxxx) Unterbrechung/Kurzschluss nach Masse
- P3141 Ventil für Tankleerstart (Nxxx) Kurzschluss nach Plus

P3142 Abgas-Bank 2, Sonde 1, Lambdasondensignal unplausibel mager
 P3143 Abgas-Bank 2, Sonde 1, Lambdasondensignal unplausibel fett
 P3144 Abgas-Bank 3, Sonde 1, Lambdasondensignal unplausibel mager
 P3145 Abgas-Bank 3, Sonde 1, Lambdasondensignal unplausibel fett
 P3146 Abgas-Bank 4, Sonde 1, Lambdasondensignal unplausibel mager
 P3147 Abgas-Bank 4, Sonde 1, Lambdasondensignal unplausibel fett
 P3148 Abgas-Bank 3, Lambda-Sonde vor Kat, Heizstromkreis Regelung am oberen Anschlag
 P3149 Abgas-Bank 3, Lambda-Sonde vor Kat, Heizstromkreis Regelung am unteren Anschlag
 P3150 Abgas-Bank 4, Lambda-Sonde vor Kat, Heizstromkreis Regelung am oberen Anschlag
 P3151 Abgas-Bank 4, Lambda-Sonde vor Kat, Heizstromkreis Regelung am unteren Anschlag
 P3152 Abgas-Bank 3, Sonde 1, Innenwiderstand unplausibel
 P3153 Abgas-Bank 4, Sonde 1, Innenwiderstand unplausibel
 P3154 Abgas-Bank 2, Sonde 1, Spannung zu klein/Leckluft
 P3155 Abgas-Bank 3, Sonde 1, Spannung zu klein/Leckluft
 P3156 Abgas-Bank 4, Sonde 1, Spannung zu klein/Leckluft
 P3157 Abgas-Bank 1, Sonde 1, Lambdasondensignal, Spannung bei Schub zu gering
 P3158 Abgas-Bank 2, Sonde 1, Lambdasondensignal, Spannung bei Schub zu gering
 P3159 Abgas-Bank 3, Sonde 1, Lambdasondensignal, Spannung bei Schub zu gering
 P3160 Abgas-Bank 4, Sonde 1, Lambdasondensignal, Spannung bei Schub zu gering
 P3161 Lineare Lambda-Sonde, Abgas-Bank 1 / Abgleichleitung Pumpstrom Unterbrechung
 P3162 Lineare Lambda-Sonde, Abgas-Bank 2 / Abgleichleitung Pumpstrom Unterbrechung
 P3163 Lineare Lambda-Sonde, Abgas-Bank 3 / Abgleichleitung Pumpstrom Unterbrechung
 P3164 Lineare Lambda-Sonde, Abgas-Bank 4 / Abgleichleitung Pumpstrom Unterbrechung
 P3165 Abgas-Bank 3, Lambdakorrektur hinter Kat Regelgrenze mager überschritten
 P3166 Abgas-Bank 3, Lambdakorrektur hinter Kat Regelgrenze fett überschritten
 P3167 Abgas-Bank 4, Lambdakorrektur hinter Kat Regelgrenze mager überschritten
 P3168 Abgas-Bank 4, Lambdakorrektur hinter Kat Regelgrenze fett überschritten
 P3169 Abgas-Bank 3, Hauptkatalysator Wirkung zu gering
 P3170 Abgas-Bank 4, Hauptkatalysator Wirkung zu gering
 P3171 Abgas-Bank 1, Gemischadaption Bereich 3 Magergrenze unterschritten
 P3172 Abgas-Bank 1, Gemischadaption Bereich 3 Fettgrenze überschritten
 P3173 Abgas-Bank 2, Gemischadaption Bereich 3 Magergrenze unterschritten
 P3174 Abgas-Bank 2, Gemischadaption Bereich 3 Fettgrenze überschritten
 P3175 Abgas-Bank 3, Gemischadaption Bereich 3 Magergrenze unterschritten
 P3176 Abgas-Bank 3, Gemischadaption Bereich 3 Fettgrenze überschritten
 P3177 Abgas-Bank 4, Gemischadaption Bereich 3 Magergrenze unterschritten
 P3178 Abgas-Bank 4, Gemischadaption Bereich 3 Fettgrenze überschritten
 P3179 Einspritzventil Zyl.13 (N390) Kurzschluss nach Masse
 P3180 Einspritzventil Zyl.13 (N390) Kurzschluss nach Plus
 P3181 Einspritzventil Zyl.13 (N390) Unterbrechung
 P3182 Einspritzventil Zyl.14 (N391) Kurzschluss nach Masse
 P3183 Einspritzventil Zyl.14 (N391) Kurzschluss nach Plus
 P3184 Einspritzventil Zyl.14 (N391) Unterbrechung
 P3185 Einspritzventil Zyl.15 (N392) Kurzschluss nach Masse
 P3186 Einspritzventil Zyl.15 (N392) Kurzschluss nach Plus
 P3187 Einspritzventil Zyl.15 (N392) Unterbrechung
 P3188 Einspritzventil Zyl.16 (N393) Kurzschluss nach Masse
 P3189 Einspritzventil Zyl.16 (N393) Kurzschluss nach Plus
 P3190 Einspritzventil Zyl.16 (N393) Unterbrechung
 P3191 Saugrohrklappe für Luftstromsteuerung Grundeinst.bei mechanischen Anschlag offen abgebrochen

- P3192 Saugrohrklappe für Luftstromsteuerung Grundeinst.bei mechan.Anschlag geschl.abgebrochen
- P3193 Saugrohrklappe für Luftstromsteuerung offener Anschlag außerhalb gültigem Bereich
- P3194 Luftmassenmesser 3 (G456) Signal zu klein
- P3195 Luftmassenmesser 3 (G456) Signal zu groß
- P3196 Luftmassenmesser 4 (G457) Signal zu klein
- P3197 Luftmassenmesser 4 (G457) Signal zu groß
- P3198 Ansteuerung Saugrohrklappe für Luftstromsteuerung unplausibles Signal
- P3199 Ansteuerung Saugrohrklappe 2 für Luftstromsteuerung unplausibles Signal
- P3200 Abgas-Bank 3 Sonde 1, Heizstromkreis Kurzschluss nach Masse
- P3201 Abgas-Bank 3 Sonde 1, Heizstromkreis Kurzschluss nach Plus
- P3202 Abgas-Bank 3 Sonde 1, Heizstromkreis Unterbrechung
- P3203 Abgas-Bank 3 Sonde 1, Heizstromkreis elektrischer Fehler
- P3204 Abgas-Bank 3 Sonde 1, Innenwiderstand zu groß
- P3205 Abgas-Bank 3 Sonde 1, Spannung zu klein
- P3206 Abgas-Bank 3 Sonde 1, Spannung zu groß
- P3207 Abgas-Bank 3 Sonde 1, elektrischer Fehler im Stromkreis
- P3208 Abgas-Bank 3 Sonde 1, keine Aktivität
- P3209 Abgas-Bank 3 Sonde 1, Signal zu langsam
- P3210 Abgas-Bank 3 Sonde 1, Heizstromkreis Leistung zu gering
- P3211 Abgas-Bank 1 Sonde 1, Heizerrückkopplung
- P3212 Abgas-Bank 2 Sonde 1, Heizerrückkopplung
- P3213 Abgas-Bank 3 Sonde 1, Heizerrückkopplung
- P3214 Abgas-Bank 4 Sonde 1, Heizerrückkopplung
- P3215 Abgas-Bank 3 Sonde 2, Heizstromkreis Kurzschluss nach Masse
- P3216 Abgas-Bank 3 Sonde 2, Heizstromkreis Kurzschluss nach Plus
- P3217 Abgas-Bank 3 Sonde 2, Heizstromkreis Unterbrechung
- P3218 Abgas-Bank 3 Sonde 2, Heizstromkreis elektrischer Fehler
- P3219 Abgas-Bank 3 Sonde 2, Innenwiderstand zu groß
- P3220 Abgas-Bank 3 Sonde 2, Spannung zu klein
- P3221 Abgas-Bank 3 Sonde 2, Spannung zu groß
- P3222 Abgas-Bank 3 Sonde 2, elektrischer Fehler im Stromkreis
- P3223 Abgas-Bank 3 Sonde 2, keine Aktivität
- P3224 Abgas-Bank 3 Sonde 2, Signal zu langsam
- P3225 Abgas-Bank 3, Lambdakorrektur hinter Katalysator Regelgrenze erreicht
- P3226 Abgas-Bank 4, Lambdakorrektur hinter Katalysator Regelgrenze erreicht
- P3227 Abgas-Bank 1, Sonde 1, Einzelzylinderregelung Sondendynamik zu gering
- P3228 Abgas-Bank 1, Sonde 1, Lambdasondensignal unplausibel mager
- P3229 Abgas-Bank 1, Sonde 1, Lambdasondensignal unplausibel fett
- P3230 Abgas-Bank 4, Sonde 1, Heizstromkreis Kurzschluss nach Masse
- P3231 Abgas-Bank 4, Sonde 1, Heizstromkreis Kurzschluss nach Plus
- P3232 Abgas-Bank 4, Sonde 1, Heizstromkreis Unterbrechung
- P3233 Abgas-Bank 4, Sonde 1, Heizstromkreis elektrischer Fehler
- P3234 Abgas-Bank 4, Sonde 1, Innenwiderstand zu groß
- P3235 Abgas-Bank 4, Sonde 1, Spannung zu klein
- P3236 Abgas-Bank 4, Sonde 1, Spannung zu groß
- P3237 Abgas-Bank 4, Sonde 1, elektrischer Fehler im Stromkreis
- P3238 Abgas-Bank 4, Sonde 1, keine Aktivität
- P3239 Abgas-Bank 4, Sonde 1, Signal zu langsam
- P3240 Abgas-Bank 4, Sonde 1, Heizstromkreis Leistung zu gering
- P3241 Saugrohrklappe für Luftstromsteuerung Temperatur zu hoch
- P3242 Saugrohrklappe 2 für Luftstromsteuerung Temperatur zu hoch

- P3243 Ansteuerung Drosselklappensteuereinheit elektrischer Fehler
- P3244 Ansteuerung Drosselklappensteuereinheit 2 elektrischer Fehler
- P3245 Abgas-Bank 4, Sonde 2, Heizstromkreis Kurzschluss nach Masse
- P3246 Abgas-Bank 4, Sonde 2, Heizstromkreis Kurzschluss nach Plus
- P3247 Abgas-Bank 4, Sonde 2, Heizstromkreis Unterbrechung
- P3248 Abgas-Bank 4, Sonde 2, Heizstromkreis elektrischer Fehler
- P3249 Abgas-Bank 4, Sonde 2, Innenwiderstand zu groß
- P3250 Abgas-Bank 4, Sonde 2, Spannung zu klein
- P3251 Abgas-Bank 4, Sonde 2, Spannung zu groß
- P3252 Abgas-Bank 4, Sonde 2, elektrischer Fehler im Stromkreis
- P3253 Abgas-Bank 4, Sonde 2, keine Aktivität
- P3254 Abgas-Bank 4, Sonde 2, Signal zu langsam
- P3255 Oxygen Sensor B1 S1: Heating Circuit Regulation at Upper Limit, Upper Limit Exceeded
- P3256 Oxygen Sensor B1 S1: Heating Circuit Regulation at Upper Limit, Lower Limit Exceeded
- P3257 Bank 2, Oxygen Sensor B1 S1: Heating Circuit Regulation at Upper Limit, Upper Limit Exceeded
- P3258 Bank 2, Oxygen Sensor B1 S1: Heating Circuit Regulation at Upper Limit, Lower Limit Exceeded
- P3259 Zusatzkraftstoffpumpe für Motorstart Fehlfunktion
- P3260 Abgasbank 1/2, Lambda-Sonden vor Katalysator vertauscht
- P3261 Abgasbank 3/4, Lambda-Sonden vor Katalysator vertauscht
- P3262 Abgasbank 1/2, Lambda-Sonden nach Katalysator vertauscht
- P3263 Abgasbank 3/4, Lambda-Sonden nach Katalysator vertauscht
- P3264 Vorkatalysator, Abgasbank3 Wirkung zu gering
- P3265 Vorkatalysator, Abgasbank4 Wirkung zu gering
- P3266 Bank 1, Sonde 1, Innenwiderstand unplausibel
- P3267 Bank 2, Sonde 1, Innenwiderstand unplausibel
- P3268 Lineare Lambda-Sonde, Abgas-Bank 2, Pumpstrom Unterbrechung
- P3269 Lineare Lambda-Sonde, Abgas-Bank 2, Pumpstrom Kurzschluss nach Masse
- P3270 Lineare Lambda-Sonde, Abgas-Bank 2, Pumpstrom Kurzschluss nach Plus
- P3271 Lineare Lambda-Sonde, Abgas-Bank 2, Referenzspannung Unterbrechung
- P3272 Lineare Lambda-Sonde, Abgas-Bank 2, Referenzspannung Kurzschluss nach Masse
- P3273 Lineare Lambda-Sonde, Abgas-Bank 2, Referenzspannung Kurzschluss nach Plus
- P3274 Lineare Lambda-Sonde, Abgas-Bank 2, Referenzspannung unplausibel
- P3275 Lineare Lambda-Sonde, Abgas-Bank 2, gemeinsame Masseleitung Unterbrechung
- P3276 Lineare Lambda-Sonde, Abgas-Bank 2, gemeinsame Masseleitung Kurzschluss nach Masse
- P3277 Lineare Lambda-Sonde, Abgas-Bank 2, gemeinsame Masseleitung Kurzschluss nach Plus
- P3278 Lineare Lambda-Sonde, Abgas-Bank 3, Pumpstrom Unterbrechung
- P3279 Lineare Lambda-Sonde, Abgas-Bank 3, Pumpstrom Kurzschluss nach Masse
- P3280 Lineare Lambda-Sonde, Abgas-Bank 3, Pumpstrom Kurzschluss nach Plus
- P3281 Lineare Lambda-Sonde, Abgas-Bank 3, Referenzspannung Unterbrechung
- P3282 Lineare Lambda-Sonde, Abgas-Bank 3, Referenzspannung Kurzschluss nach Masse
- P3283 Lineare Lambda-Sonde, Abgas-Bank 3, Referenzspannung Kurzschluss nach Plus
- P3284 Lineare Lambda-Sonde, Abgas-Bank 3, Referenzspannung unplausibel
- P3285 Lineare Lambda-Sonde, Abgas-Bank 3, gemeinsame Masseleitung Unterbrechung
- P3286 Lineare Lambda-Sonde, Abgas-Bank 3, gemeinsame Masseleitung Kurzschluss nach Masse
- P3287 Lineare Lambda-Sonde, Abgas-Bank 3, gemeinsame Masseleitung Kurzschluss nach Plus
- P3288 Lineare Lambda-Sonde, Abgas-Bank 4, Pumpstrom Unterbrechung
- P3289 Lineare Lambda-Sonde, Abgas-Bank 4, Pumpstrom Kurzschluss nach Masse
- P3290 Lineare Lambda-Sonde, Abgas-Bank 4, Pumpstrom Kurzschluss nach Plus
- P3291 Lineare Lambda-Sonde, Abgas-Bank 4, Referenzspannung Unterbrechung
- P3292 Lineare Lambda-Sonde, Abgas-Bank 4, Referenzspannung Kurzschluss nach Masse
- P3293 Lineare Lambda-Sonde, Abgas-Bank 4, Referenzspannung Kurzschluss nach Plus

- P3294 Lineare Lambda-Sonde, Abgas-Bank 4, Referenzspannung unplausibel
- P3295 Lineare Lambda-Sonde, Abgas-Bank 4, gemeinsame Masseleitung Unterbrechung
- P3296 Lineare Lambda-Sonde, Abgas-Bank 4, gemeinsame Masseleitung Kurzschluss nach Masse
- P3297 Lineare Lambda-Sonde, Abgas-Bank 4, gemeinsame Masseleitung Kurzschluss nach Plus
- P3298 Katalysatorsysteem, Abgas-Bank 3, Wirkung zu gering
- P3299 Katalysatorsysteem, Abgas-Bank 4, Wirkung zu gering
- P3300 Bank 1, Nockenwellenpositionssensor, Auslaß (G300) Kurzschluß nach Masse
- P3301 Bank 1, Nockenwellenpositionssensor, Auslaß (G300) Unterbrechung / Kurzschluß nach Plus
- P3302 Bank 2, Nockenwellenpositionssensor, Auslaß (G301) Kurzschluß nach Masse
- P3303 Bank 2, Nockenwellenpositionssensor, Auslaß (G301) Unterbrechung / Kurzschluß nach Plus
- P3304 Bank 1, Auslaß-Nockenwellenpositionssensor (G300) / Kurbelwellenpositionssensor (G28) falsche Zuordnung
- P3305 Bank 2, Auslaß-Nockenwellenpositionssensor (G301) / Kurbelwellenpositionssensor (G28) falsche Zuordnung
- P3306 Zündansteuerung Zylinder 13 Kurzschluss nach Masse
- P3307 Zündansteuerung Zylinder 13 Kurzschluss nach Plus
- P3308 Zündansteuerung Zylinder 13 Unterbrechung
- P3309 Zündansteuerung Zylinder 14 Kurzschluss nach Masse
- P3310 Zündansteuerung Zylinder 14 Kurzschluss nach Plus
- P3311 Zündansteuerung Zylinder 14 Unterbrechung
- P3312 Zündansteuerung Zylinder 15 Kurzschluss nach Masse
- P3313 Zündansteuerung Zylinder 15 Kurzschluss nach Plus
- P3314 Zündansteuerung Zylinder 15 Unterbrechung
- P3315 Zündansteuerung Zylinder 16 Kurzschluss nach Masse
- P3316 Zündansteuerung Zylinder 16 Kurzschluss nach Plus
- P3317 Zündansteuerung Zylinder 16 Unterbrechung
- P3318 Relais 2 für Glühkerzen (J495) Kurzschluss nach Plus
- P3319 Relais 2 für Glühkerzen (J495) Unterbrechung/Kurzschluss nach Masse
- P3320 Ansteuerung 2 Ventile Pumpe/Düse Kurzschluss nach Plus
- P3321 Ansteuerung 2 Ventile Pumpe/Düse elektrischer Fehler im Stromkreis
- P3322 Relais 2 für Spannungsvers.-Klemme 30 (J689) unplausibles Signal
- P3323 Spannungsversorgung Kl.15 Spannung zu groß
- P3324 Spannungsversorgung Kl.15 Unterbrechung
- P3325 Spannungsversorgung Kl.15 unplausibel
- P3326 Umschaltventil für Saugrohrklappe 2 (N394) Kurzschluss nach Plus
- P3327 Umschaltventil für Saugrohrklappe 2 (N394) Unterbrechung/Kurzschluss nach Masse
- P3328 Motor für Saugrohrklappe 2 (V275) Kurzschluss nach Plus
- P3329 Motor für Saugrohrklappe 2 (V275) Unterbrechung/Kurzschluss nach Masse
- P3330 Motor für Saugrohrklappe 2 (V275) kein Signal
- P3331 Motor für Saugrohrklappe 2 (V275) defekt
- P3332 Verbrennungserkennung im Schubetrieb
- P3333 Steuergerät 1 für Turbolader, unplausible Botschaft
- P3334 Steuergerät 2 für Turbolader, unplausible Botschaft
- P3335 Steuergerät 1 für Turbolader, fehlende Botschaft
- P3336 Steuergerät 2 für Turbolader, fehlende Botschaft
- P3337 Datenbus Motor/Motor unplausible Botschaft
- P3338 Ansteuerung Glühzeitsteuergerät 1 elektrischer Fehler im Stromkreis
- P3339 Ansteuerung Glühzeitsteuergerät 2 elektrischer Fehler im Stromkreis
- P3340 Relais für Lüfter Ladeluftkühlung (J712) Kurzschluss nach Plus
- P3341 Relais für Lüfter Ladeluftkühlung (J712) Kurzschluss nach Masse
- P3342 Relais für Lüfter Ladeluftkühlung (J712) Unterbrechung
- P3343 Steuereinheit für Abgasturbolader 1 (J724) Temperatur zu hoch

- P3344 Steuereinheit für Abgasturbolader 1 (J724) Versorgungsspannung außerhalb des zulässigen Bereichs
- P3345 Steuereinheit für Abgasturbolader 2 (J725) Temperatur zu hoch
- P3346 Steuereinheit für Abgasturbolader 2 (J725) Versorgungsspannung außerhalb des zulässigen Bereichs
- P3347 Relais für Glühkerzen elektrischer Fehler
- P3348 Ansteuerung Steuereinheit für Abgasturbolader 1 (J724) elektrischer Fehler im Stromkreis
- P3349 Ansteuerung Steuereinheit für Abgasturbolader 2 (J725) elektrischer Fehler im Stromkreis
- P3350 Gemischadaption Gas Bereich 1 unterschritten
- P3351 Gemischadaption Gas Bereich 1 überschritten
- P3352 Gemischadaption Gas Bereich 2 unterschritten
- P3353 Gemischadaption Gas Bereich 2 überschritten
- P3354 Gemischadaption Gas Bereich 3 unterschritten
- P3355 Gemischadaption Gas Bereich 3 überschritten
- P3356 Katalysatorsystem Gasbetrieb Bank 1 Wirkung zu gering
- P3357 Lamdasondenkorrektur bei Gasbetrieb Regelgrenze erreicht
- P3358 Sonde 1, Bank 1, bei Gasbetrieb Signal zu langsam
- P3359 Abgas Bank 1 Sonde 1, bei Gasbetrieb Heizerrückkopplung
- P3360 Abgas Bank 1 Sonde 1, bei Gasbetrieb keine Aktivität
- P3361 Gasbetrieb Verbrennungsaussetzer erkannt
- P3362 Gasbetrieb Zyl.1, Verbrennungsaussetzer erkannt
- P3363 Gasbetrieb Zyl.2, Verbrennungsaussetzer erkannt
- P3364 Gasbetrieb Zyl.3, Verbrennungsaussetzer erkannt
- P3365 Gasbetrieb Zyl.4, Verbrennungsaussetzer erkannt
- P3366 Systemdruck Gas zu hoch
- P3367 Systemdruck Gas zu niedrig
- P3368 Lambda-Sonde1-Bank3 Signal zu mager
- P3369 Lambda-Sonde1-Bank3 Signal zu fett
- P3370 Lambda-Sonde1-Bank4 Signal zu mager
- P3371 Lambda-Sonde1-Bank4 Signal zu fett
- P3372 Umschaltventil für Schaltsaugrohr Kurzschluss nach Plus
- P3373 Umschaltventil für Schaltsaugrohr Unterbrechung/Kurzschluss nach Masse
- P3374 Umschaltventil für Schaltsaugrohr 2 Kurzschluss nach Plus
- P3375 Umschaltventil für Schaltsaugrohr 2 Unterbrechung/Kurzschluss nach Masse
- P3376 Geber 3 für Ansauglufttemperatur (G520) Signal zu klein
- P3377 Geber 3 für Ansauglufttemperatur (G520) Signal zu groß
- P3379 Absperrventil für Gas- Hochdruckregler (N372) Unterbrechung
- P3380 Absperrventil für Gas- Hochdruckregler (N372) Kurzschluss nach Plus
- P3381 Absperrventil für Gas- Hochdruckregler (N372) Kurzschluss nach Masse
- P3382 Geber für Gasdruck Hochdruck (G400) Unterbrechung
- P3383 Geber für Gasdruck Hochdruck (G400) Kurzschluss nach Plus
- P3384 Geber für Gasdruck Hochdruck (G400) Kurzschluss nach Masse
- P3385 Geber für Gasdruck Niederdruck (G401) Unterbrechung
- P3386 Geber für Gasdruck Niederdruck (G401) Kurzschluss nach Plus
- P3387 Geber für Gasdruck Niederdruck (G401) Kurzschluss nach Masse
- P3388 Gaseinblasventil 1 (N366) Unterbrechung
- P3389 Gaseinblasventil 1 (N366) Kurzschluss nach Plus
- P3390 Gaseinblasventil 1 (N366) Kurzschluss nach Masse
- P3391 Gaseinblasventil 2 (N367) Unterbrechung
- P3392 Gaseinblasventil 2 (N367) Kurzschluss nach Plus
- P3393 Gaseinblasventil 2 (N367) Kurzschluss nach Masse
- P3394 Gaseinblasventil 3 (N368) Unterbrechung

P3395 Gaseinblasventil 3 (N368) Kurzschluss nach Plus
P3396 Gaseinblasventil 3 (N368) Kurzschluss nach Masse
P3397 Gaseinblasventil 4 (N369) Unterbrechung
P3398 Gaseinblasventil 4 (N369) Kurzschluss nach Plus
P3399 Gaseinblasventil 4 (N369) Kurzschluss nach Masse
P3400 Cylinder Deactivation System
P3401 Cylinder 1 Deactivation/Intake Valve Control Circuit/Open
P3402 Cylinder 1 Deactivation/Intake Valve Control Performance
P3403 Cylinder 1 Deactivation/Intake Valve Control Circuit Low
P3404 Cylinder 1 Deactivation/Intake Valve Control Circuit High
P3405 Cylinder 1 Exhaust Valve Control Circuit/Open
P3406 Cylinder 1 Exhaust Valve Control Performance
P3407 Cylinder 1 Exhaust Valve Control Circuit Low
P3408 Cylinder 1 Exhaust Valve Control Circuit High
P3409 Cylinder 2 Deactivation/Intake Valve Control Circuit/Open
P3410 Cylinder 2 Deactivation/Intake Valve Control Performance
P3411 Cylinder 2 Deactivation/Intake Valve Control Circuit Low
P3412 Cylinder 2 Deactivation/Intake Valve Control Circuit High
P3413 Cylinder 2 Exhaust Valve Control Circuit/Open
P3414 Cylinder 2 Exhaust Valve Control Performance
P3415 Cylinder 2 Exhaust Valve Control Circuit Low
P3416 Cylinder 2 Exhaust Valve Control Circuit High
P3417 Cylinder 3 Deactivation/Intake Valve Control Circuit/Open
P3418 Cylinder 3 Deactivation/Intake Valve Control Performance
P3419 Cylinder 3 Deactivation/Intake Valve Control Circuit Low
P3420 Cylinder 3 Deactivation/Intake Valve Control Circuit High
P3421 Cylinder 3 Exhaust Valve Control Circuit/Open
P3422 Cylinder 3 Exhaust Valve Control Performance
P3423 Cylinder 3 Exhaust Valve Control Circuit Low
P3424 Cylinder 3 Exhaust Valve Control Circuit High
P3425 Cylinder 4 Deactivation/Intake Valve Control Circuit/Open
P3426 Cylinder 4 Deactivation/Intake Valve Control Performance
P3427 Cylinder 4 Deactivation/Intake Valve Control Circuit Low
P3428 Cylinder 4 Deactivation/Intake Valve Control Circuit High
P3429 Cylinder 4 Exhaust Valve Control Circuit/Open
P3430 Cylinder 4 Exhaust Valve Control Performance
P3431 Cylinder 4 Exhaust Valve Control Circuit Low
P3432 Cylinder 4 Exhaust Valve Control Circuit High
P3433 Cylinder 5 Deactivation/Intake Valve Control Circuit/Open
P3434 Cylinder 5 Deactivation/Intake Valve Control Performance
P3435 Cylinder 5 Deactivation/Intake Valve Control Circuit Low
P3436 Cylinder 5 Deactivation/Intake Valve Control Circuit High
P3437 Cylinder 5 Exhaust Valve Control Circuit/Open
P3438 Cylinder 5 Exhaust Valve Control Performance
P3439 Cylinder 5 Exhaust Valve Control Circuit Low
P3440 Cylinder 5 Exhaust Valve Control Circuit High
P3441 Cylinder 6 Deactivation/Intake Valve Control Circuit/Open
P3442 Cylinder 6 Deactivation/Intake Valve Control Performance
P3443 Cylinder 6 Deactivation/Intake Valve Control Circuit Low
P3444 Cylinder 6 Deactivation/Intake Valve Control Circuit High
P3445 Cylinder 6 Exhaust Valve Control Circuit/Open

P3446 Cylinder 6 Exhaust Valve Control Performance
P3447 Cylinder 6 Exhaust Valve Control Circuit Low
P3448 Cylinder 6 Exhaust Valve Control Circuit High
P3449 Cylinder 7 Deactivation/Intake Valve Control Circuit/Open
P3450 Cylinder 7 Deactivation/Intake Valve Control Performance
P3451 Cylinder 7 Deactivation/Intake Valve Control Circuit Low
P3452 Cylinder 7 Deactivation/Intake Valve Control Circuit High
P3453 Cylinder 7 Exhaust Valve Control Circuit/Open
P3454 Cylinder 7 Exhaust Valve Control Performance
P3455 Cylinder 7 Exhaust Valve Control Circuit Low
P3456 Cylinder 7 Exhaust Valve Control Circuit High
P3457 Cylinder 8 Deactivation/Intake Valve Control Circuit/Open
P3458 Cylinder 8 Deactivation/Intake Valve Control Performance
P3459 Cylinder 8 Deactivation/Intake Valve Control Circuit Low
P3460 Cylinder 8 Deactivation/Intake Valve Control Circuit High
P3461 Cylinder 8 Exhaust Valve Control Circuit/Open
P3462 Cylinder 8 Exhaust Valve Control Performance
P3463 Cylinder 8 Exhaust Valve Control Circuit Low
P3464 Cylinder 8 Exhaust Valve Control Circuit High
P3465 Cylinder 9 Deactivation/Intake Valve Control Circuit/Open
P3466 Cylinder 9 Deactivation/Intake Valve Control Performance
P3467 Cylinder 9 Deactivation/Intake Valve Control Circuit Low
P3468 Cylinder 9 Deactivation/Intake Valve Control Circuit High
P3469 Cylinder 9 Exhaust Valve Control Circuit/Open
P3470 Cylinder 9 Exhaust Valve Control Performance
P3471 Cylinder 9 Exhaust Valve Control Circuit Low
P3472 Cylinder 9 Exhaust Valve Control Circuit High
P3473 Cylinder 10 Deactivation/Intake Valve Control Circuit/Open
P3474 Cylinder 10 Deactivation/Intake Valve Control Performance
P3475 Cylinder 10 Deactivation/Intake Valve Control Circuit Low
P3476 Cylinder 10 Deactivation/Intake Valve Control Circuit High
P3477 Cylinder 10 Exhaust Valve Control Circuit/Open
P3478 Cylinder 10 Exhaust Valve Control Performance
P3479 Cylinder 10 Exhaust Valve Control Circuit Low
P3480 Cylinder 10 Exhaust Valve Control Circuit High
P3481 Cylinder 11 Deactivation/Intake Valve Control Circuit/Open
P3482 Cylinder 11 Deactivation/Intake Valve Control Performance
P3483 Cylinder 11 Deactivation/Intake Valve Control Circuit Low
P3484 Cylinder 11 Deactivation/Intake Valve Control Circuit High
P3485 Cylinder 11 Exhaust Valve Control Circuit/Open
P3486 Cylinder 11 Exhaust Valve Control Performance
P3487 Cylinder 11 Exhaust Valve Control Circuit Low
P3488 Cylinder 11 Exhaust Valve Control Circuit High
P3489 Cylinder 12 Deactivation/Intake Valve Control Circuit/Open
P3490 Cylinder 12 Deactivation/Intake Valve Control Performance
P3491 Cylinder 12 Deactivation/Intake Valve Control Circuit Low
P3492 Cylinder 12 Deactivation/Intake Valve Control Circuit High
P3493 Cylinder 12 Exhaust Valve Control Circuit/Open
P3494 Cylinder 12 Exhaust Valve Control Performance
P3495 Cylinder 12 Exhaust Valve Control Circuit Low
P3496 Cylinder 12 Exhaust Valve Control Circuit High

- P3497 Cylinder Deactivation System
- B0001 - PCM Discrete Input Speed Signal Error
- B0004 - PCM Discrete Input Speed Signal Not Present
- B0005 - In Park Switch Circuit Malfunction
- B0012 - Right Front/Passenger Frontal Deployment Loop Circuit
- B0013 - Right Front/Passenger Frontal Deployment Loop Circuit
- B0014 - Right Front/Passenger Frontal Deployment Loop Circuit
- B0016 - Right Front/Passenger Frontal Deployment Loop (Single Stage or Stage 1) Resistance Low
- B0017 - Right Front/Passenger Frontal Deployment Loop (Single Stage or Stage 1) Open
- B0018 - Right Front/Passenger Frontal Deployment Loop (Single Stage or Stage 1) Short to Ground/Voltage Out of Range
- B0022 - Left Front/Driver Frontal Deployment Loop (Single Stage or Stage 1) Resistance Low
- B0024 - Left Front/Driver Frontal Deployment Loop (Single Stage or Stage 1) Short to Ground/Voltage Out of Range
- B0026 - Left Front/Driver Frontal Deployment Loop (Single Stage or Stage 1) Open
- B0028 - Right Front/Passenger Side Deployment Loop Resistance Low
- B0029 - Right Front/Passenger Side Deployment Loop Open
- B0030 - Right Front/Passenger Side Deployment Loop Short to Ground/Voltage Out of Range
- B0035 - ADS Closed/Shorted to Ground
- B0036 - ADS Open/Missing/Shorted to Battery
- B0037 - AUX switch closed/shorted to ground
- B0038 - AUX switch open/shorted to battery
- B0040 - Left Front/Driver Side Deployment Loop Resistance Low
- B0041 - Left Front/Driver Side Deployment Loop Open
- B0042 - Left Front/Driver Frontal Deployment Loop Circuit
- B0043 - Left Front/Driver Frontal Deployment Loop Circuit
- B0044 - Left Front/Driver Frontal Deployment Loop Circuit
- B0045 - Left Front Side Deploy Loop Short to Ground/Voltage Out of Range
- B0051 - Deployment Commanded
- B0053 - Deployment Commanded with Loop Malfunctions Present
- B0057 - Right Front/Passenger Pretensioner Deployment Loop Resistance Low
- B0058 - Right Front/Passenger Pretensioner Deployment Loop Open
- B0059 - Right Front/Passenger Pretensioner Deployment Loop Short to Ground/Voltage Out of Range
- B0061 - Roof Rail Module-Left Deployment Loop Circuit
- B0062 - Roof Rail Module-Left Deployment Loop Circuit
- B0064 - Left Front/Driver Pretensioner Deployment Loop Resistance Low
- B0065 - Left Front/Driver Pretensioner Deployment Loop Open
- B0066 - Left Front/Driver Pretensioner Deployment Loop Short to Ground/Voltage Out of Range
- B0068 - Roof Rail Module-Left Deployment Loop Circuit
- B0069 - Roof Rail Module-Right Deployment Loop Circuit
- B0070 - Roof Rail Module-Right Deployment Loop Circuit
- B0071 - Roof Rail Module-Right Deployment Loop Circuit
- B0073 - Supplemental Deployment Loop #1 Resistance Low
- B0074 - Supplemental Deployment Loop #1 Open
- B0075 - Supplemental Deployment Loop #1 Short to Ground/Voltage Out of Range
- B0077 - Left Front/Driver Side Impact Sensor (SIS) Malfunction
- B0078 - Right Front/Passenger SIS Malfunction
- B0079 - Incorrect Left Front/Driver SIS Installed
- B0080 - Discard Left Front/Driver SIS
- B0081 - Incorrect Right Front/Passenger SIS Installed
- B0082 - Discard Right Front/Passenger SIS
- B0086 - Supplemental Deployment Loop #2 Resistance Low

- B0087 - Supplemental Deployment Loop #2 Open
- B0088 - Supplemental Deployment Loop #2 Short to Ground/Voltage Out of Range
- B0090 - Active switch voltage out of range
- B0091 - Active switch: wrong state
- B0092 - PPS passenger detection error
- B0093 - PPS/CPS self-test malfunction
- B0094 - CPS childseat detection error
- B0095 - SDM-PPS/CPS mismatch malfunction
- B0100 - Electronic Front End Sensor 1 Performance
- B0101 - Electronic Front End Sensor 1 Performance
- B0102 - Electronic Front End Sensor 1 Performance
- B0103 - Electronic Frontal Sensor Circuit
- B0104 - Electronic Frontal Sensor Circuit
- B0105 - Electronic Frontal Sensor Circuit
- B0109 - Side impact module-Left Rear deployment loop resistance is less than 1.3 ohms
- B0110 - Side impact module-Left Rear high circuit is less than 2.4 volts
- B0111 - Side impact module-Left Rear high and/or low circuits is short to ground or short to voltage
- B0112 - Side impact module-Right Rear deployment loop resistance is less than 1.3 ohms
- B0113 - Side impact module-Right Rear high circuit is less than 2.4 volts
- B0114 - Side impact module-Right Rear high and/or low circuits is short to ground or short to voltage
- B0126 - Right Panel Discharge Temperature Fault
- B0130 - Air Temperature/Mode Door Actuator Malfunction
- B0131 - Right Heater Discharge Temperature Fault
- B0145 - Auxiliary HAVC Actuator Circuit
- B0159 - Outside Air Temperature Sensor Circuit Range/Performance
- B0160 - Ambient Air Temperature Sensor Circuit
- B0162 - Ambient Air Temperature Sensor Circuit
- B0164 - Passenger Compartment Temperature Sensor #1 (Single Sensor or LH) Circuit Range/Performance
- B0169 - In-car Temp Sensor Failure (passenger -not used)
- B0174 - Output Air Temperature Sensor #1 (Upper; Single or LH) Circuit Range/Performance
- B0179 - Output Air Temperature Sensor #2 (Lower; Single or LH) Circuit Range/Performance
- B0183 - Sunload Sensor Circuit
- B0184 - Solar Load Sensor #1 Circuit Range (sunload)
- B0188 - Sunload Sensor Circuit
- B0189 - Solar Load Sensor #2 Circuit Range (sunload)
- B0229 - HVAC Actuator Circuit
- B0248 - Mode Door Inoperative Error
- B0249 - Heater/Defrost/AC Door Range Error
- B0263 - HVAC Actuator Circuit
- B0268 - A/I Door Inoperative Error
- B0269 - Air Inlet Door Range Error
- B0283 - Electric Rear Defrost Circuit
- B0285 - Electric Rear Defrost Circuit Low (BCM)
- B0286 - Electric Rear Defrost Circuit High (BCM)
- B0408 - Temperature Control #1 (Main/Front) Circuit Malfunction
- B0409 - Air Mix Door #1 Range Error
- B0414 - Air Temperature/Mode Door Actuator Malfunction
- B0418 - HVAC Actuator Circuit
- B0419 - Air Mix Door #2 Range Error
- B0423 - Air Mix Door #2 Inoperative Error

B0424 - Air Temperature/Mode Door Actuator Malfunction
B0428 - Air Mix Door #3 Inoperative Error
B0429 - Temperature Control #3 Rear Circuit Range/Performance
B0510 - RH Panel Discharge Temp Sensor Failure
B0515 - RH Heater Discharge Temp Sensor Failure
B0520 - Rear Discharge Temp Sensor Failure
B0530 - Fuel Level Sensor Stuck
B0532 - Fuel Sensor Shorted To Ground
B0533 - Fuel Sensor Open/Shorted To B+
B0540 - Speedometer Circuit
B0560 - Tachometer Circuit
B0688 - Security System Indicator Circuit High
B0689 - Security System Indicator Circuit Open (BCM)
B0728 - P (park) Indicator Circuit High (BCM)
B0729 - P (park) Indicator Circuit Open (BCM)
B0733 - R (reverse) Indicator Circuit High (BCM)
B0734 - R (reverse) Indicator Circuit Open (BCM)
B0738 - N (neutral) Indicator Circuit High (BCM)
B0739 - N (neutral) Indicator Circuit Open (BCM)
B0748 - D (drive) Indicator Circuit High (BCM)
B0749 - D (drive) Indicator Circuit Open (BCM)
B0768 - Service Indicator Circuit High
B0770 - All Wheel Drive (AWD) Indicator Circuit
B0775 - Four Wheel Drive High Range (4HI) Indicator Circuit
B0780 - Four Wheel Drive Low Range (4LO) Indicator Circuit
B0785 - Two Wheel Drive High Range (2HI) Indicator Circuit
B0790 - Transfer Case Neutral Indicator Circuit
B0846 - +5 Volt Reference Out of Range
B0856 - Battery 2 Out of Range
B0951 - Dimming Circuit
B1000 - ECU Malfunction
B1001 - Option Configuration Error
B1004 - Keep Alive Memory (KAM)
B1008 - Calibration Data Not Programmed (BCM)
B1007 - EEPROM Write Error
B1009 - EEPROM Checksum Error
B1013 - ROM Checksum Error
B1014 - Program ROM Checksum Error
B1015 - Passenger Deploy. Loop Resistance High
B1016 - Passenger Deployment Loop Resistance Low
B1017 - Passenger Deployment Loop Open
B1018 - Passenger Deployment Loop Short to GND
B1019 - Passenger Deploy. Loop Short to Voltage
B1021 - Driver Deployment Loop Resistance High
B1022 - Driver Deployment Loop Resistance Low
B1023 - Integral Switch Performance
B1024 - Driver Deployment Loop Short to Ground
B1025 - Driver Deployment Loop Short to Voltage
B1026 - Driver Deployment Loop Open
B1035 - Discr. Sensor Closed or Short to GND
B1036 - Discr. Sensor Open or Short to Voltage

B1045 - Audio Output 3 Circuit (Radio)
B1051 - Frontal Air Bag and Preten Deployment
B1053 - Deployment Commanded w/Loop Malfunction
B1054 - Infl Rst IP Module Switch Circuit Failure
B1055 - Audio Output 4 Circuit (Radio)
B1061 - Lamp Circuit Failure
B1071 - Internal SDM Failure
B1115 - Passenger Deploy. Loop Resistance High
B1116 - Passenger Deploy. Loop Resistance Low
B1117 - Passenger Deployment Loop Open
B1121 - Driver Deployment Loop Resistance High
B1122 - Driver Deployment Loop Resistance Low
B1124 - Driver/Passenger Deploy. Loop Short to GND
B1125 - Driver/Pass Deploy Loop Short to Voltage
B1126 - Driver Deployment Loop Open
B1131 - Passenger Pretensioner Loop Resistance High
B1132 - Passenger Pretensioner Loop Resistance Low
B1133 PCM / Kontrolleuchte Beheizte Windschutzscheibe Kurzschluss nach
B1134 - Passenger Pretensioner Loop Open
B1135 - Discr. Sensor Closed or Short to GND
B1136 - Discr. Sensor Open or Short to Voltage
B1141 - Driver Pretensioner Loop Resistance High
B1142 - Driver Pretens. Deploy. Loop Res. Low
B1144 - Driver/Pass Pretens. Loop Short to GND
B1145 - Driver/Pass Pretens. Loop Short to Volt
B1146 - Driver Pretensioner Loop Open
B1147 - Driver Side Air Bag System Malfunction
B1148 - Passenger Side Air Bag System Malfunction
B1151 - Deployment Commanded - Frontal
B1152 - Data Area Full
B1153 - Deployment Commanded w/Loop Malfunction
B1155 - SDM Calibration Mismatch
B1159 - Loss of Serial Data-Key Not Received
B1160 - Loss of Serial Data - VIN Not Received
B1161 - Lamp Circuit Failure
B1163 - Loss of Serial Data-No Lamp Response
B1171 - Internal SDM Failure
B1200 Climate Control Pushbutton Circuit Failure
B1201 Fuel Sender Circuit Failure
B1202 Fuel Sender Circuit Open
B1203 Fuel Sender Circuit Short To Battery
B1204 Fuel Sender Circuit Short To Ground
B1205 EIC Switch-1 Assembly Circuit Failure
B1206 EIC Switch-1 Assembly Circuit Open
B1207 EIC Switch-1 Assembly Circuit Short To Battery
B1208 EIC Switch-1 Assembly Circuit Short To Ground
B1209 EIC Switch-2 Assembly Circuit Failure
B1210 EIC Switch-2 Assembly Circuit Open
B1211 EIC Switch-2 Assembly Circuit Short To Battery
B1212 EIC Switch-2 Assembly Circuit Short To Ground
B1213 Anti-Theft Number of Programmed Keys Is Below Minimum

- B1214 Running Board Lamp Circuit Failure
- B1215 Running Board Lamp Circuit Short to Battery
- B1216 Emergency & Road Side Assistance Switch Circuit Short to Ground
- B1217 Horn Relay Coil Circuit Failure
- B1218 Horn Relay Coil Circuit Short to Vbatt
- B1219 Fuel Tank Pressure Sensor Circuit Failure
- B1220 Fuel Tank Pressure Sensor Circuit Open
- B1222 Fuel Temperature Sensor #1 Circuit Failure
- B1223 Fuel Temperature Sensor #1 Circuit Open
- B1224 Fuel Temperature Sensor #1 Circuit Short to Battery
- B1225 Fuel Temperature Sensor #1 Circuit Short to Ground
- B1226 Fuel Temperature Sensor #2 Circuit Failure
- B1227 Fuel Temperature Sensor #2 Circuit Open
- B1228 Fuel Temperature Sensor #2 Circuit Short to Battery
- B1229 Fuel Temperature Sensor #2 Circuit Short to Ground
- B1231 Longitudinal Acceleration Threshold Exceeded
- B1232 See Manufacturer
- B1233 Glass Break Sensor Failure
- B1234 Mirror Switch Invalid Code
- B1235 Window Feedback Failure
- B1236 Window Feedback Loss of Signal
- B1237 Window Feedback Out of Range
- B1238 Over Temperature Fault
- B1239 Air Flow Blend Door Driver Circuit Failure
- B1240 Wiper Washer Rear Pump Relay Circuit Failure
- B1241 Wiper Washer Rear Pump Relay Circuit Short to Battery
- B1242 Air Flow Recirculation Door Driver Circuit Failure
- B1243 Express Window Down Switch Circuit Short to Battery
- B1244 Wiper Rear Motor Run Relay Circuit Failure
- B1245 Wiper Rear Motor Run Relay Circuit Short to Battery
- B1246 Dim Panel Potentiometer Switch Circuit Failure
- B1247 Panel Dim Switch Circuit Open
- B1248 Passenger's Seatback Autoglide Rearward Switch Circuit Short to Ground
- B1249 Blend Door Failure
- B1250 Air Temperature Internal Sensor Circuit Failure
- B1251 Air Temperature Internal Sensor Circuit Open
- B1252 Air Temperature Internal Sensor Circuit Short To Battery
- B1253 Air Temperature Internal Sensor Circuit Short To Ground
- B1254 Air Temperature External Sensor Circuit Failure
- B1255 Air Temperature External Sensor Circuit Open
- B1256 Air Temperature External Sensor Circuit Short To Battery
- B1257 Air Temperature External Sensor Circuit Short To Ground
- B1258 Solar Radiation Sensor Circuit Failure
- B1259 Solar Radiation Sensor Circuit Open
- B1260 Solar Radiation Sensor Circuit Short To Battery
- B1261 Solar Radiation Sensor Circuit Short To Ground
- B1262 Servo Motor Defrost Circuit Failure
- B1263 Servo Motor Vent Circuit Failure
- B1264 Servo Motor Foot Circuit Failure
- B1265 Servo Motor Coolair Bypass Circuit Failure
- B1266 Servo Motor Airintake Left Circuit Failure

B1267 Servo Motor Airintake Right Circuit Failure
B1268 Servo Motor Potentiometer Defrost Circuit Failure
B1269 Servo Motor Potentiometer Defrost Circuit Open
B1270 Servo Motor Potentiometer Defrost Circuit Short To Battery
B1271 Servo Motor Potentiometer Defrost Circuit Short To Ground
B1272 Servo Motor Potentiometer Vent Circuit Failure
B1273 Servo Motor Potentiometer Vent Circuit Open
B1274 Servo Motor Potentiometer Vent Circuit Short To Battery
B1275 Servo Motor Potentiometer Vent Circuit Short To Ground
B1276 Servo Motor Potentiometer Foot Circuit Failure
B1277 Servo Motor Potentiometer Foot Circuit Open
B1278 Servo Motor Potentiometer Foot Circuit Short To Battery
B1279 Servo Motor Potentiometer Foot Circuit Short To Ground
B1280 Servo Motor Potentiometer Coolair Circuit Failure
B1281 Servo Motor Potentiometer Coolair Circuit Open
B1282 Servo Motor Potentiometer Coolair Circuit Short To Battery
B1283 Servo Motor Potentiometer Coolair Circuit Short To Ground
B1284 Servo Motor Potentiometer Airintake Left Circuit Failure
B1285 Servo Motor Potentiometer Airintake Left Circuit Open
B1286 Servo Motor Potentiometer Airintake Left Circuit Short To Battery
B1287 Servo Motor Potentiometer Airintake Left Circuit Short To Ground
B1288 Servo Motor Potentiometer Airintake Right Circuit Failure
B1289 Servo Motor Potentiometer Airintake Right Circuit Open
B1290 Servo Motor Potentiometer Airintake Right Circuit Short To Battery
B1291 Servo Motor Potentiometer Airintake Right Circuit Short To Ground
B1292 Battery Power Relay Circuit Failure
B1293 Battery Power Relay Circuit Open
B1294 Battery Power Relay Circuit Short To Battery
B1295 Battery Power Relay Circuit Short To Ground
B1296 Power Supply Sensor Circuit Failure
B1297 Power Supply Sensor Circuit Open
B1298 Power Supply Sensor Circuit Short To Battery
B1299 Power Supply Sensor Circuit Short To Ground
B1300 Power Door Lock Circuit Failure
B1301 Power Door Lock Circuit Open
B1302 Accessory Delay Relay Coil Circuit Failure
B1303 Accessory Delay Relay Coil Circuit Open
B1304 Accessory Delay Relay Coil Circuit Short To Battery
B1305 Accessory Delay Relay Coil Circuit Short To Ground
B1306 Oil Level Switch Circuit Open
B1307 Oil Level Switch Circuit Short To Battery
B1308 Oil Level Switch Circuit Short To Ground
B1309 Power Door Lock Circuit Short To Ground
B1310 Power Door Unlock Circuit Failure
B1311 Power Door Unlock Circuit Open
B1312 Lamp Headlamp Input Circuit Short To Battery
B1313 Battery Saver Relay Coil Circuit Failure
B1314 Battery Saver Relay Coil Circuit Open
B1315 Battery Saver Relay Coil Circuit Short To Battery
B1316 Battery Saver Relay Coil Circuit Short To Ground
B1317 Battery Voltage High

- B1318 Battery Voltage Low
- B1319 Driver Door Ajar Circuit Failure
- B1320 Driver Door Ajar Circuit Open
- B1321 Driver Door Ajar Circuit Short To Battery
- B1322 Driver Door Ajar Circuit Short To Ground
- B1330 Passenger Door Ajar Circuit Short To Ground
- B1331 Decklid Ajar Rear Door Circuit Failure
- B1332 Decklid Ajar Rear Door Circuit Open
- B1333 Decklid Ajar Rear Door Circuit Short To Battery
- B1334 Decklid Ajar Rear Door Circuit Short To Ground
- B1335 Door Ajar RR Circuit Failure
- B1336 Door Ajar RR Circuit Open
- B1337 Door Ajar RR Circuit Short To Battery
- B1338 Door Ajar RR Circuit Short To Ground
- B1339 Chime Input Request Circuit Short To Battery
- B1340 Chime Input Request Circuit Short To Ground
- B1341 Power Door Unlock Circuit Short To Ground
- B1342 ECU Is Defective
- B1343 Heated Backlite Input Circuit Failure
- B1344 Heated Backlite Input Circuit Open
- B1345 Heated Backlite Input Circuit Short To Ground
- B1346 Heated Backlite Input Circuit Short To Battery
- B1347 Heated Backlite Relay Circuit Failure
- B1348 Heated Backlite Relay Circuit Open
- B1349 Heated Backlite Relay Short To Battery
- B1350 Heated Backlite Relay Short To Ground
- B1351 Ignition Key-In Circuit Short To Battery
- B1352 Ignition Key-In Circuit Failure
- B1353 Ignition Key-In Circuit Open
- B1354 Ignition Key-In Circuit Short To Ground
- B1355 Ignition Run Circuit Failure
- B1356 Ignition Run Circuit Open
- B1357 Ignition Run Circuit Short To Battery
- B1358 Ignition Run Circuit Short To Ground
- B1359 Ignition Run/Acc Circuit Failure
- B1360 Ignition Run/Acc Circuit Open
- B1361 Ignition Run/Acc Circuit Short To Battery
- B1362 Ignition Run/Acc Circuit Short To Ground
- B1363 Ignition Start Circuit Failure
- B1364 Ignition Start Circuit Open
- B1365 Ignition Start Circuit Short To Battery
- B1366 Ignition Start Circuit Short To Ground
- B1367 Ignition Tach Circuit Failure
- B1368 Ignition Tach Circuit Open
- B1369 Ignition Tach Circuit Short To Battery
- B1370 Ignition Tach Circuit Short To Ground
- B1371 Illuminated Entry Relay Circuit Failure
- B1372 Illuminated Entry Relay Circuit Open
- B1373 Illuminated Entry Relay Short To Battery
- B1374 Illuminated Entry Relay Short To Ground
- B1375 Oil Change Lamp Circuit Open

Products

- B1376 Oil Change Lamp Circuit Short To Battery
- B1377 Oil Change Lamp Circuit Failure
- B1378 Oil Change Lamp Circuit Short To Ground
- B1379 Oil Change Reset Button Circuit Short To Ground
- B1380 Oil Change Reset Button Circuit Failure
- B1381 Oil Change Reset Button Circuit Open
- B1382 Oil Change Reset Button Circuit Short To Battery
- B1383 Oil Level Lamp Circuit Short To Battery
- B1384 Oil Level Lamp Circuit Failure
- B1385 Oil Level Lamp Circuit Open
- B1386 Oil Level Lamp Circuit Short To Ground
- B1387 Oil Temperature Sensor Circuit Open
- B1388 Oil Temperature Sensor Circuit Short To Battery
- B1389 Oil Temperature Sensor Circuit Failure
- B1390 Oil Temperature Sensor Circuit Short To Ground
- B1391 Oil Level Switch Circuit Failure
- B1392 Power Door Memory Lock Relay Circuit Failure
- B1393 Power Door Memory Lock Relay Circuit Open
- B1394 Power Door Memory Lock Relay Circuit Short To Battery
- B1395 Power Door Memory Lock Relay Circuit Short To Ground
- B1396 Power Door Lock Circuit Short To Battery
- B1397 Power Door Unlock Circuit Short To Battery
- B1398 Driver Power Window One Touch Window Relay Circuit Failure
- B1399 Driver Power Window One Touch Window Relay Circuit Open
- B1400 Driver Power Window One Touch Window Relay Circuit Short To Battery
- B1401 Driver Power Window One Touch Window Relay Circuit Short To Ground
- B1402 Driver Power Window Down Switch Circuit Failure
- B1403 Driver Power Window Up Switch Circuit Failure
- B1404 Driver Power Window Down Circuit Open
- B1405 Driver Power Window Down Circuit Short To Battery
- B1406 Driver Power Window Down Circuit Short To Ground
- B1407 Driver Power Window Up Circuit Open
- B1408 Driver Power Window Up Circuit Short To Battery
- B1409 Driver Power Window Up Circuit Short To Ground
- B1410 Driver Power Window Motor Circuit Failure
- B1411 Driver Power Window Motor Circuit Open
- B1412 Driver Power Window Motor Circuit Short To Battery
- B1413 Driver Power Window Motor Circuit Short To Ground
- B1414 Power Window LR Motor Circuit Failure
- B1415 Power Window LR Motor Circuit Open
- B1416 Power Window LR Motor Circuit Short To Battery
- B1417 Power Window LR Motor Circuit Short To Ground
- B1418 Passenger Power Window Motor Circuit Failure
- B1419 Passenger Power Window Motor Circuit Open
- B1420 Passenger Power Window Motor Circuit Short To Battery
- B1421 Passenger Power Window Motor Circuit Short To Ground
- B1422 Power Window RR Motor Circuit Failure
- B1423 Power Window RR Motor Circuit Open
- B1424 Power Window RR Motor Circuit Short To Battery
- B1425 Power Window RR Motor Circuit Short To Ground
- B1426 Lamp Seat Belt Circuit Short To Battery

B1427 Lamp Seat Belt Circuit Open
B1428 Lamp Seat Belt Circuit Failure
B1429 Lamp Seat Belt Circuit Short To Ground
B1430 Seat Belt Switch Circuit Short To Ground
B1431 Wiper Brake/Run Relay Circuit Failure
B1432 Wiper Brake/Run Relay Circuit Short To Battery
B1433 Wiper Brake/Run Relay Circuit Short To Ground
B1434 Wiper Hi/Low Speed Relay Coil Circuit Failure
B1435 Wiper Hi/Low Speed Relay Coil Circuit Open
B1436 Wiper Hi/Low Speed Relay Coil Circuit Short To Battery
B1437 Wiper Hi/Low Speed Relay Coil Circuit Short To Ground
B1438 Wiper Mode Select Switch Circuit Failure
B1439 Wiper Mode Select Switch Circuit Open
B1440 Wiper Mode Select Switch Circuit Short To Battery
B1441 Wiper Mode Select Switch Circuit Short To Ground
B1442 Door Handle Switch Circuit Failure
B1443 Door Handle Switch Circuit Open
B1444 Door Handle Switch Circuit Short To Battery
B1445 Door Handle Switch Circuit Short To Ground
B1446 Wiper Park Sense Circuit Failure
B1447 Wiper Park Sense Circuit Open
B1448 Wiper Park Sense Circuit Short To Battery
B1449 Wiper Park Sense Circuit Short To Ground
B1450 Wiper Wash/Delay Switch Circuit Failure
B1451 Wiper Wash/Delay Switch Circuit Open
B1452 Wiper Wash/Delay Switch Circuit Short To Battery
B1453 Wiper Wash/Delay Switch Circuit Short To Ground
B1454 Wiper Washer Fluid Lamp Circuit Failure
B1455 Wiper Washer Fluid Lamp Circuit Open
B1456 Wiper Washer Fluid Lamp Circuit Short To Battery
B1457 Wiper Washer Fluid Lamp Circuit Short To Ground
B1458 Wiper Washer Pump Motor Relay Circuit Failure
B1459 Wiper Washer Pump Motor Relay Coil Circuit Open
B1460 Wiper Washer Pump Motor Relay Coil Circuit Short To Battery
B1461 Wiper Washer Pump Motor Relay Coil Circuit Short To Ground
B1462 Seat Belt Switch Circuit Failure
B1463 Seat Belt Switch Circuit Open
B1464 Seat Belt Switch Circuit Short To Battery
B1465 Wiper Brake/Run Relay Circuit Open
B1466 Wiper Hi/Low Speed Not Switching
B1467 Wiper Hi/Low Speed Circuit Motor Short To Battery
B1468 Chime Input Request Circuit Failure
B1469 Chime Input Request Circuit Open
B1470 Lamp Headlamp Input Circuit Failure
B1471 Lamp Headlamp Input Circuit Open
B1472 Lamp Headlamp Input Circuit Short To Ground
B1473 Wiper Low Speed Circuit Motor Failure
B1474 Battery Saver Power Relay Circuit Short To Battery
B1475 Accessory Delay Relay Contact Short To Battery
B1476 Wiper High Speed Circuit Motor Failure
B1477 Wiper Hi/Low Circuit Motor Short To Ground

B1478 Power Window One Touch Up/Down Activated Simultaneously
B1479 Wiper Washer Fluid Level Sensor Circuit Failure
B1480 Wiper Washer Fluid Level Sensor Circuit Open
B1481 Wiper Washer Fluid Level Sensor Circuit Short To Battery
B1482 Wiper Washer Fluid Level Sensor Circuit Short To Ground
B1483 Brake Pedal Input Circuit Failure
B1484 Brake Pedal Input Open Circuit
B1485 Brake Pedal Input Circuit Battery Short
B1486 Brake Pedal Input Circuit Ground Short
B1487 Door Handle Right Front Circuit Failure
B1488 Door Handle Right Front Circuit Open
B1489 Door Handle Right Front Short To Battery
B1490 Door Handle Right Front Short To Ground
B1491 Ignition Cylinder Sensor Circuit Failure
B1492 Ignition Cylinder Sensor Open Circuit
B1493 Ignition Cylinder Sensor Battery Short
B1494 Ignition Cylinder Sensor Ground Short
B1495 Decklid Punch-Out Sensor Circuit Failure
B1496 Decklid Punch-Out Sensor Open Circuit
B1497 Decklid Punch-Out Sensor Battery Short
B1498 Decklid Punch-Out Sensor Ground Short
B1499 Lamp Turn Signal Left Circuit Failure
B1500 Lamp Turn Signal Left Circuit Open
B1501 Lamp Turn Signal Left Circuit Short To Battery
B1502 Lamp Turn Signal Left Circuit Short To Ground
B1503 Lamp Turn Signal Right Circuit Failure
B1504 Lamp Turn Signal Right Circuit Open
B1505 Lamp Turn Signal Right Circuit Short To Battery
B1506 Lamp Turn Signal Right Circuit Short To Ground
B1507 Flash To Pass Switch Circuit Failure
B1508 Flash To Pass Switch Circuit Open
B1509 Flash To Pass Switch Circuit Short To Battery
B1510 Flash To Pass Switch Circuit Short To Ground
B1511 Driver Door Handle Circuit Failure
B1512 Driver Door Handle Circuit Open
B1513 Driver Door Handle Circuit Short To Battery
B1514 Driver Door Handle Circuit Short To Ground
B1515 Seat Driver Occupied Switch Circuit Failure
B1516 Seat Driver Occupied Switch Circuit Open
B1517 Seat Driver Occupied Switch Circuit Short To Battery
B1518 Seat Driver Occupied Switch Circuit Short To Ground
B1519 Hood Switch Circuit Failure
B1520 Hood Switch Circuit Open
B1521 Hood Switch Circuit Short To Battery
B1522 Hood Switch Circuit Short To Ground
B1523 Keyless Entry Circuit Failure
B1524 Keyless Entry Circuit Open
B1525 Keyless Entry Circuit Short To Battery
B1526 Keyless Entry Circuit Short To Ground
B1527 Memory Set Switch Circuit Failure
B1528 Memory Set Switch Circuit Open

Products

B1529 Memory Set Switch Circuit Short To Battery
B1530 Memory Set Switch Circuit Short To Ground
B1531 Memory 1 Switch Circuit Failure
B1532 Memory 1 Switch Circuit Open
B1533 Memory 1 Switch Circuit Short To Battery
B1534 Memory 1 Switch Circuit Short To Ground
B1535 Memory 2 Switch Circuit Failure
B1536 Memory 2 Switch Circuit Open
B1537 Memory 2 Switch Circuit Short To Battery
B1538 Memory 2 Switch Circuit Short To Ground
B1539 Mirror Driver Switch Assembly Circuit Failure
B1540 Mirror Driver Switch Assembly Circuit Open
B1541 Mirror Driver Switch Assembly Circuit Short To Battery
B1542 Mirror Driver Switch Assembly Circuit Short To Ground
B1543 Seat Direction Switch Assembly Circuit Failure
B1544 Seat Direction Switch Assembly Circuit Open
B1545 Seat Direction Switch Assembly Circuit Short To Battery
B1546 Seat Direction Switch Assembly Circuit Short To Ground
B1547 Power Window Master Circuit Failure
B1548 Power Window Master Circuit Open
B1549 Power Window Master Circuit Short To Battery
B1550 Power Window Master Circuit Short To Ground
B1551 Decklid Release Circuit Failure
B1552 Decklid Release Circuit Open
B1553 Decklid Release Circuit Short To Battery
B1554 Decklid Release Circuit Short To Ground
B1555 Ignition Run/Start Circuit Failure
B1556 Ignition Run/Start Circuit Open
B1557 Ignition Run/Start Circuit Short To Battery
B1558 Ignition Run/Start Circuit Short To Ground
B1559 Door Lock Cylinder Circuit Failure
B1560 Door Lock Cylinder Circuit Open
B1561 Door Lock Cylinder Circuit Short To Battery
B1562 Door Lock Cylinder Circuit Short To Ground
B1563 Door Ajar Circuit Failure
B1564 Door Ajar Circuit Open
B1565 Door Ajar Circuit Short To Battery
B1566 Door Ajar Circuit Short To Ground
B1567 Lamp Headlamp High-Beam Circuit Failure
B1568 Lamp Headlamp High-Beam Circuit Open
B1569 Lamp Headlamp High-Beam Circuit Short To Battery
B1570 Lamp Headlamp High-Beam Circuit Short To Ground
B1571 Door Ajar LR Circuit Failure
B1572 Door Ajar LR Circuit Open
B1573 Door Ajar LR Circuit Short To Battery
B1574 Door Ajar LR Circuit Short To Ground
B1575 Lamp Park Input Circuit Failure
B1576 Lamp Park Input Circuit Open
B1577 Lamp Park Input Circuit Short To Battery
B1578 Lamp Park Input Circuit Short To Ground
B1579 Dim Panel Increase Input Circuit Failure

Products

B1580 Dim Panel Increase Input Circuit Open
B1581 Dim Panel Increase Input Circuit Short To Battery
B1582 Dim Panel Increase Input Circuit Short To Ground
B1583 Dim Panel Decrease Input Circuit Failure
B1584 Dim Panel Decrease Input Circuit Open
B1585 Dim Panel Decrease Input Circuit Short To Battery
B1586 Dim Panel Decrease Input Circuit Short To Ground
B1587 Autolamp Delay Increase Circuit Failure
B1588 Autolamp Delay Increase Circuit Open
B1589 Autolamp Delay Increase Circuit Short To Battery
B1590 Autolamp Delay Increase Circuit Short To Ground
B1591 Autolamp Delay Decrease Circuit Failure
B1592 Autolamp Delay Decrease Circuit Open
B1593 Autolamp Delay Decrease Circuit Short To Battery
B1594 Autolamp Delay Decrease Circuit Short To Ground
B1595 Ignition Switch Illegal Input Code
B1596 Service Continuous Codes
B1597 Driver's Seat Seatback Autoglide Forward Switch Circuit Short to Ground
B1598 Driver's Seat Seatback Autoglide Rearward Switch Circuit Short to Ground
B1599 Passenger's Seatback Autoglide Forward Switch Circuit Short to Ground
B1600 PATS Ignition Key Transponder Signal Is Not Received
B1601 PATS Received Incorrect Key-Code From Ignition Key Transponder
B1602 PATS Received Invalid Format Of Key-Code From Ignition Key Transponder
B1603 Lamp Anti-Theft Indicator Circuit Failure
B1604 Lamp Anti-Theft Indicator Circuit Open
B1605 Lamp Anti-Theft Indicator Circuit Short To Battery
B1606 Lamp Anti-Theft Indicator Circuit Short To Ground
B1607 Illuminated Entry Input Circuit Failure
B1608 Illuminated Entry Input Open Circuit
B1609 Illuminated Entry Input Short Circuit To Battery
B1610 Illuminated Entry Input Short Circuit To Ground
B1611 Wiper Rear Mode Select Switch Circuit Failure
B1612 Wiper Rear Mode Select Switch Circuit Open
B1613 Wiper Rear Mode Select Switch Circuit Short To Battery
B1614 Wiper Rear Mode Select Switch Circuit Short To Ground
B1615 Wiper Rear Disable Switch Circuit Failure
B1616 Wiper Rear Disable Switch Circuit Open
B1617 Wiper Rear Disable Switch Circuit Short To Battery
B1618 Wiper Rear Disable Switch Circuit Short To Ground
B1619 Wiper Rear Low Limit Input Circuit Failure
B1620 Wiper Rear Low Limit Input Circuit Open
B1621 Wiper Rear Low Limit Input Circuit Short To Battery
B1622 Wiper Rear Low Limit Input Circuit Short To Ground
B1623 Lamp Keypad Output Circuit Failure
B1624 Lamp Keypad Output Open Circuit
B1625 Lamp Keypad Output Short Circuit To Battery
B1626 Lamp Keypad Output Short Circuit To Ground
B1627 PRNDL Reverse Input Circuit Failure
B1628 PRNDL Reverse Input Open Circuit
B1629 PRNDL Reverse Input Short To Battery
B1630 PRNDL Reverse Input Short Circuit To Ground

B1631 Mirror Driver Left Circuit Failure
B1632 Mirror Driver Left Circuit Open
B1633 Mirror Driver Left Circuit Short To Battery
B1634 Mirror Driver Left Circuit Short To Ground
B1635 Mirror Driver Right Circuit Failure
B1636 Mirror Driver Right Circuit Open
B1637 Mirror Driver Right Circuit Short To Battery
B1638 Mirror Driver Right Short To Ground
B1639 Mirror Passenger Left Circuit Failure
B1640 Mirror Passenger Left Circuit Open
B1641 Mirror Passenger Left Circuit Short To Battery
B1642 Mirror Passenger Left Circuit Short To Ground
B1643 Mirror Passenger Right Circuit Failure
B1644 Mirror Passenger Right Circuit Open
B1645 Mirror Passenger Right Circuit Short To Battery
B1646 Mirror Passenger Right Circuit Short To Ground
B1647 Seat Driver Recline Forward Circuit Failure
B1648 Seat Driver Recline Forward Circuit Open
B1649 Seat Driver Recline Forward Circuit Short To Battery
B1650 Seat Driver Recline Forward Circuit Short To Ground
B1651 Seat Driver Recline Backward Circuit Failure
B1652 Seat Driver Recline Backward Circuit Open
B1653 Seat Driver Recline Backward Circuit Short To Battery
B1654 Seat Driver Recline Backward Circuit Short To Ground
B1655 Seat Driver Rear Up Circuit Failure
B1656 Seat Driver Rear Up Circuit Open
B1657 Seat Driver Rear Up Circuit Short To Battery
B1658 Seat Driver Rear Up Circuit Short To Ground
B1659 Seat Driver Front Up Circuit Failure
B1660 Seat Driver Front Up Circuit Open
B1661 Seat Driver Front Up Circuit Short To Battery
B1662 Seat Driver Front Up Circuit Short To Ground
B1663 Seat Driver Front Up/Down Motor Stalled
B1664 Seat Driver Rear Up/Down Motor Stalled
B1665 Seat Driver Forward/Backward Motor Stalled
B1666 Seat Driver Recline Motor Stalled
B1667 Mirror Driver Up/Down Motor Stalled
B1668 Mirror Driver Right/Left Motor Stalled
B1669 Mirror Passenger Up/Down Motor Stalled
B1670 Mirror Passenger Right/Left Motor Stalled
B1671 Battery Module Voltage Out Of Range
B1672 Seat Driver Occupied Input Circuit Failure
B1673 Seat Driver Occupied Input Circuit Open
B1674 Seat Driver Occupied Input Circuit Short To Battery
B1675 Seat Driver Occupied Input Circuit Short To Ground
B1676 Battery Pack Voltage Out Of Range
B1677 Alarm Panic Input Circuit Failure
B1678 Alarm Panic Input Circuit Open
B1679 Alarm Panic Input Circuit Short To Battery
B1680 Alarm Panic Input Circuit Short To Ground
B1681 PATS Transceiver Module Signal Is Not Received

Products

B1682 PATS Is Disabled (Check Link Between PATS And Transponder)
B1683 Mirror Driver/Passenger Switch Circuit Failure
B1684 Mirror Driver/Passenger Switch Circuit Open
B1685 Lamp Dome Input Circuit Failure
B1686 Lamp Dome Input Circuit Open
B1687 Lamp Dome Input Circuit Short To Battery
B1688 Lamp Dome Input Circuit Short To Ground
B1689 Autolamp Delay Circuit Failure
B1690 Autolamp Delay Circuit Open
B1691 Autolamp Delay Circuit Short To Battery
B1692 Autolamp Delay Circuit Short To Ground
B1693 Autolamp On Circuit Failure
B1694 Autolamp On Circuit Open
B1695 Autolamp On Circuit Short To Battery
B1696 Autolamp On Circuit Short To Ground
B1697 Mirror Driver/Passenger Switch Circuit Short To Battery
B1698 Mirror Driver/Passenger Switch Circuit Short To Ground
B1699 Passenger's Seat Occupied Switch Circuit Short to Ground
B1700 Passenger's Seatbelt Tension Reducer Circuit Short to Ground
B1701 Seat Driver Recline Forward Switch Circuit Failure
B1702 Seat Driver Recline Forward Switch Circuit Open
B1703 Seat Driver Recline Forward Switch Circuit Short To Battery
B1704 Seat Driver Recline Forward Switch Circuit Short To Ground
B1705 Seat Driver Recline Rearward Switch Circuit Failure
B1706 Seat Driver Recline Rearward Switch Circuit Open
B1707 Seat Driver Recline Rearward Switch Circuit Short To Battery
B1708 Seat Driver Recline Rearward Switch Circuit Short To Ground
B1709 Seat Driver Front Up Switch Circuit Failure
B1710 Seat Driver Front Up Switch Circuit Open
B1711 Seat Driver Front Up Switch Circuit Short To Battery
B1712 Seat Driver Front Up Switch Circuit Short To Ground
B1713 Seat Driver Front Down Switch Circuit Failure
B1714 Seat Driver Front Down Switch Circuit Open
B1715 Seat Driver Front Down Switch Circuit Short To Battery
B1716 Seat Driver Front Down Switch Circuit Short To Ground
B1717 Seat Driver Forward Switch Circuit Failure
B1718 Seat Driver Forward Switch Circuit Open
B1719 Seat Driver Forward Switch Circuit Short To Battery
B1720 Seat Driver Forward Switch Circuit Short To Ground
B1721 Seat Driver Rearward Switch Circuit Failure
B1722 Seat Driver Rearward Switch Circuit Open
B1723 Seat Driver Rearward Switch Circuit Short To Battery
B1724 Seat Driver Rearward Switch Circuit Short To Ground
B1725 Seat Driver Rear Up Switch Circuit Failure
B1726 Seat Driver Rear Up Switch Circuit Open
B1727 Seat Driver Rear Up Switch Circuit Short To Battery
B1728 Seat Driver Rear Up Switch Circuit Short To Ground
B1729 Seat Driver Rear Down Switch Circuit Failure
B1730 Seat Driver Rear Down Switch Circuit Open
B1731 Seat Driver Rear Down Switch Circuit Short To Battery
B1732 Seat Driver Rear Down Switch Circuit Short To Ground

B1733 Mirror Driver Vertical Switch Circuit Failure
B1734 Mirror Driver Vertical Switch Circuit Open
B1735 Mirror Driver Vertical Switch Circuit Short To Battery
B1736 Mirror Driver Vertical Switch Circuit Short To Ground
B1737 Mirror Driver Horizontal Switch Circuit Failure
B1738 Mirror Driver Horizontal Switch Circuit Open
B1739 Mirror Driver Horizontal Switch Circuit Short To Battery
B1740 Mirror Driver Horizontal Switch Circuit Short To Ground
B1741 Mirror Passenger Vertical Switch Circuit Failure
B1742 Mirror Passenger Vertical Switch Circuit Open
B1743 Mirror Passenger Vertical Switch Circuit Short To Battery
B1744 Mirror Passenger Vertical Switch Circuit Short To Ground
B1745 Mirror Passenger Horizontal Switch Circuit Failure
B1746 Mirror Passenger Horizontal Switch Circuit Open
B1747 Mirror Passenger Horizontal Switch Circuit Short To Battery
B1748 Mirror Passenger Horizontal Switch Circuit Short To Ground
B1749 Park/Neutral Switch Circuit Failure
B1750 Park/Neutral Switch Circuit Open
B1751 Park/Neutral Switch Circuit Short To Battery
B1752 Park/Neutral Switch Circuit Short To Ground
B1753 Hazard Flash Output Circuit Failure
B1754 Hazard Flash Output Circuit Open
B1755 Hazard Flash Output Circuit Short Battery
B1756 Hazard Flash Output Circuit Short To Ground
B1757 Seat Driver Rear Down Circuit Failure
B1758 Seat Driver Rear Down Circuit Open
B1759 Seat Driver Rear Down Circuit Short To Battery
B1760 Seat Driver Rear Down Circuit Short To Ground
B1761 Seat Driver Front Down Circuit Failure
B1762 Seat Driver Front Down Circuit Open
B1763 Seat Driver Front Down Circuit Short To Battery
B1764 Seat Driver Front Down Circuit Short To Ground
B1765 Seat Driver Forward Circuit Failure
B1766 Seat Driver Forward Circuit Open
B1767 Seat Driver Forward Circuit Short To Battery
B1768 Seat Driver Forward Circuit Short To Ground
B1769 Seat Driver Backward Circuit Failure
B1770 Seat Driver Backward Circuit Open
B1771 Seat Driver Backward Circuit Short To Battery
B1772 Seat Driver Backward Circuit Short To Ground
B1773 Mirror Driver Up Circuit Failure
B1774 Mirror Driver Up Circuit Open
B1775 Mirror Driver Up Circuit Short To Battery
B1776 Mirror Driver Up Circuit Short To Ground
B1777 Driver's Seatbelt Tension Reducer Circuit Short to Ground
B1778 Mirror Driver Down Circuit Failure
B1779 Mirror Driver Down Circuit Open
B1780 Mirror Driver Down Circuit Short To Battery
B1781 Mirror Driver Down Short To Ground
B1782 Mirror Passenger Up Circuit Failure
B1783 Mirror Passenger Up Circuit Open

B1784 Mirror Passenger Up Circuit Short To Battery
B1785 Mirror Passenger Up Circuit Short To Ground
B1786 Mirror Passenger Down Circuit Failure
B1787 Mirror Passenger Down Circuit Open
B1788 Mirror Passenger Down Circuit Short To Battery
B1789 Mirror Passenger Down Circuit Short To Ground
B1790 Autolamp Sensor Input Circuit Failure
B1791 Autolamp Sensor Input Circuit Open
B1792 Autolamp Sensor Input Circuit Short To Battery
B1793 Autolamp Sensor Input Circuit Short To Ground
B1794 Lamp Headlamp Low-Beam Circuit Failure
B1795 Lamp Headlamp Low-Beam Circuit Open
B1796 Lamp Headlamp Low-Beam Circuit Short To Battery
B1797 Lamp Headlamp Low-Beam Circuit Short To Ground
B1798 Lamp Turn Signal Front Output Circuit Failure
B1799 Lamp Turn Signal Front Output Circuit Open
B1800 Lamp Turn Signal Front Output Circuit Short To Battery
B1801 Lamp Turn Signal Front Output Circuit Short To Ground
B1802 Lamp Turn Signal Rear Output Circuit Failure
B1803 Lamp Turn Signal Rear Output Circuit Open
B1804 Lamp Turn Signal Rear Output Circuit Short To Battery
B1805 Lamp Turn Signal Rear Output Circuit Short To Ground
B1806 Lamp Tail Output Circuit Failure
B1807 Lamp Tail Output Circuit Open
B1808 Lamp Tail Output Circuit Short To Battery
B1809 Lamp Tail Output Circuit Short To Ground
B1810 Lamp Backup Switch Input Circuit Failure
B1811 Lamp Backup Switch Input Circuit Open
B1812 Lamp Backup Switch Input Circuit Short To Battery
B1813 Lamp Backup Switch Input Circuit Short To Ground
B1814 Wiper Rear Motor Down Relay Coil Circuit Failure
B1815 Wiper Rear Motor Down Relay Coil Circuit Open
B1816 Wiper Rear Motor Down Relay Coil Circuit Short To Battery
B1817 Wiper Rear Motor Down Relay Coil Circuit Short To Ground
B1818 Wiper Rear Motor Up Relay Coil Circuit Failure
B1819 Wiper Rear Motor Up Relay Coil Circuit Open
B1820 Wiper Rear Motor Up Relay Coil Circuit Short To Battery
B1821 Wiper Rear Motor Up Relay Coil Circuit Short To Ground
B1822 Wiper Rear Park Sense Input Circuit Failure
B1823 Wiper Rear Park Sense Input Circuit Open
B1824 Wiper Rear Park Sense Input Circuit Short To Battery
B1825 Wiper Rear Park Sense Input Circuit Short To Ground
B1826 Wiper Rear High Limit Input Circuit Failure
B1827 Wiper Rear High Limit Input Circuit Open
B1828 Wiper Rear High Limit Input Circuit Short To Battery
B1829 Wiper Rear High Limit Input Circuit Short To Ground
B1830 Door Unlock Disarm Switch Circuit Failure
B1831 Door Unlock Disarm Switch Circuit Open
B1832 Door Unlock Disarm Switch Circuit Short To Battery
B1833 Door Unlock Disarm Switch Circuit Short To Ground
B1834 Door Unlock Disarm Output Circuit Failure

- B1835 Door Unlock Disarm Output Circuit Open
- B1836 Door Unlock Disarm Output Circuit Short To Battery
- B1837 Door Unlock Disarm Output Circuit Short To Ground
- B1838 Battery Saver Power Relay Circuit Failure
- B1839 Wiper Rear Motor Circuit Failure
- B1840 Wiper Front Power Circuit Failure
- B1841 Wiper Front Power Circuit Open
- B1842 Wiper Front Power Circuit Short To Battery
- B1843 Wiper Front Power Circuit Short To Ground
- B1844 Phone Handset Circuit Failure
- B1845 Ignition Tamper Circuit Failure
- B1846 Ignition Tamper Circuit Open
- B1847 Ignition Tamper Circuit Short To Battery
- B1848 Ignition Tamper Circuit Short To Ground
- B1849 Climate Control Temperature Differential Circuit Failure
- B1850 Climate Control Temperature Differential Circuit Open
- B1851 Climate Control Temperature Differential Circuit Short To Battery
- B1852 Climate Control Temperature Differential Circuit Short To Ground
- B1853 Climate Control Air Temperature Internal Sensor Motor Circuit Failure
- B1854 Climate Control Air Temperature Internal Sensor Motor Circuit Open
- B1855 Climate Control Air Temperature Internal Sensor Motor Circuit Short To Battery
- B1856 Climate Control Air Temperature Internal Sensor Motor Circuit Short To Ground
- B1857 Climate Control On/Off Switch Circuit Failure
- B1858 Climate Control A/C Pressure Switch Circuit Failure
- B1859 Climate Control A/C Pressure Switch Circuit Open
- B1860 Climate Control A/C Pressure Switch Circuit Short To Battery
- B1861 Climate Control A/C Pressure Switch Circuit Short To Ground
- B1862 Climate Control A/C Lock Sensor Failure
- B1863 Ground ECU Circuit Open
- B1864 Battery Power Supply ECU Circuit Failure
- B1865 Battery Power Supply ECU Circuit Open
- B1866 Battery Power Supply ECU Circuit Short To Battery
- B1867 Battery Power Supply ECU Circuit Short To Ground
- B1868 Lamp Air Bag Warning Indicator Circuit Failure
- B1869 Lamp Air Bag Warning Indicator Circuit Open
- B1870 Lamp Air Bag Warning Indicator Circuit Short To Battery
- B1871 Passenger Air Bag Disable Module Fault
- B1872 Turn Signal / Hazard Power Feed Circuit Short To Battery
- B1873 Turn Signal / Hazard Power Feed Circuit Short To Ground
- B1874 Cellular Phone Handset Not Present
- B1875 Turn Signal / Hazard Switch Signal Circuit Failure
- B1876 Seatbelt Driver Pretensioner Circuit Failure
- B1877 Seatbelt Driver Pretensioner Circuit Open
- B1878 Seatbelt Driver Pretensioner Circuit Short to Battery
- B1879 Seatbelt Driver Pretensioner Circuit Short to Ground
- B1880 Seatbelt Passenger Pretensioner Circuit Failure
- B1881 Seatbelt Passenger Pretensioner Circuit Open
- B1882 Seatbelt Passenger Pretensioner Circuit Short to Battery
- B1883 Seatbelt Passenger Pretensioner Circuit Short to Ground
- B1884 PAD Warning Lamp Inoperative
- B1885 Seatbelt Driver Pretensioner Circuit Resistance Low on Squib

- B1886 Seatbelt Passenger Pretensioner Circuit Resistance Low on Squib
- B1887 Air Bag Driver Circuit Resistance Low or Shorted Together
- B1888 Air Bag Passenger Circuit Resistance Low or Shorted Together
- B1889 Passenger Airbag Disable Module Sensor Obstructed
- B1890 PAD Warning Lamp Circuit Short to Battery
- B1891 Air Bag Tone Warning Indicator Circuit Short to Battery
- B1892 Air Bag Tone Warning Indicator Circuit Failure
- B1893 GPS Antenna Open Circuit
- B1894 Wiper Rear Motor Speed Sense Circuit Failure
- B1895 Driver's / Passenger's Door Ajar Output Circuit Failure
- B1896 Driver's / Passenger's Door Ajar Output Circuit Short to Battery
- B1897 Horn Switch Circuit Failure
- B1898 Chime Input #2 Circuit Short to Ground
- B1899 Microphone Input Signal Circuit Open
- B1900 Driver Side Airbag Fault
- B1901 Air Bag Crash Sensor #1 Feed/Return Circuit Short To Ground
- B1902 Air Bag Crash Sensor #1 Ground Circuit Failure
- B1903 Air Bag Crash Sensor #1 Ground Circuit Short To Battery
- B1904 Air Bag Crash Sensor #2 Feed/Return Circuit Failure
- B1905 Air Bag Crash Sensor #2 Feed/Return Circuit Short To Battery
- B1906 Air Bag Crash Sensor #2 Feed/Return Circuit Short To Ground
- B1907 Air Bag Crash Sensor #2 Ground Circuit Failure
- B1908 Air Bag Crash Sensor #2 Ground Circuit Short To Battery
- B1909 Air Bag Crash Sensor #2 Ground Circuit Short To Ground
- B1910 Air Bag Diagnostic Monitor Ground Circuit Failure
- B1911 Air Bag Diagnostic Monitor Ground Circuit Short To Battery
- B1912 Air Bag Diagnostic Monitor Ground Circuit Short To Ground
- B1913 Air Bag Driver/Passenger Circuit Short To Ground
- B1914 Air Bag Crash Sensors #1 / #2 Circuit Short To Ground
- B1915 Air Bag Driver Circuit Failure
- B1916 Air Bag Driver Circuit Short To Battery
- B1917 Air Bag Memory Clear Circuit Failure
- B1918 Air Bag Memory Clear Circuit Open
- B1919 Air Bag Memory Clear Circuit Short To Battery
- B1920 Air Bag Passenger Circuit Failure
- B1921 Air Bag Diagnostic Monitor Ground Circuit Open
- B1922 Air Bag Safing Sensor Output Circuit Short To Battery
- B1923 Air Bag Memory Clear Circuit Short To Ground
- B1924 Air Bag Internal Diagnostic Monitor Fault or System Disarm Fault
- B1925 Air Bag Passenger Circuit Short To Battery
- B1926 Air Bag Passenger Pressure Switch Circuit Failure
- B1927 Passenger Side Airbag Fault
- B1928 Air Bag Safing Sensor Output Circuit Failure
- B1929 Air Bag Safing Sensor Output Circuit Open
- B1930 Air Bag Safing Sensor Output Circuit Short To Ground
- B1931 Air Bag Crash Sensor #1 Feed/Return Circuit Failure
- B1932 Air Bag Driver Circuit Open
- B1933 Air Bag Passenger Circuit Open
- B1934 Air Bag Driver Inflator Circuit Resistance Low on Squib
- B1935 Air Bag Passenger Inflator Circuit Resistance Low on Squib
- B1936 Air Bag Driver Circuit Short To Ground

B1937 Air Bag Passenger Pressure Switch Circuit Open
B1938 Air Bag Passenger Circuit Short To Ground
B1939 Air Bag Passenger Pressure Switch Circuit Short To Ground
B1941 Air Bag Crash Sensor #1 Feed/Return Circuit Open
B1942 Air Bag Crash Sensor #2 Feed/Return Circuit Open
B1943 Air Bag Crash Sensor #1 Ground Circuit Short To Ground
B1944 Air Bag Crash Sensor #1 Ground Circuit Open
B1945 Air Bag Crash Sensor #2 Ground Circuit Open
B1946 Climate Control A/C Post Evaporator Sensor Circuit Failure
B1947 Climate Control A/C Post Evaporator Sensor Circuit Short To Ground
B1948 Climate Control Water Temperature Sensor Circuit Failure
B1949 Climate Control Water Temperature Sensor Circuit Short To Ground
B1950 Seat Rear Up/Down Potentiometer Feedback Circuit Failure
B1951 Seat Rear Up/Down Potentiometer Feedback Circuit Open
B1952 Seat Rear Up/Down Potentiometer Feedback Circuit Short To Battery
B1953 Seat Rear Up/Down Potentiometer Feedback Circuit Short To Ground
B1954 Seat Front Up/Down Potentiometer Feedback Circuit Failure
B1955 Seat Front Up/Down Potentiometer Feedback Circuit Open
B1956 Seat Front Up/Down Potentiometer Feedback Circuit Short To Battery
B1957 Seat Front Up/Down Potentiometer Feedback Circuit Short To Ground
B1958 Seat Recline Forward/Backward Potentiometer Feedback Circuit Failure
B1959 Seat Recline Forward/Backward Potentiometer Feedback Circuit Open
B1960 Seat Recline Forward/Backward Potentiometer Feedback Circuit Short To Battery
B1961 Seat Recline Forward/Backward Potentiometer Feedback Circuit Short To Ground
B1962 Seat Horizontal Forward/Rearward Potentiometer Feedback Circuit Failure
B1963 Seat Horizontal Forward/Rearward Potentiometer Feedback Circuit Open
B1964 Seat Horizontal Forward/Rearward Potentiometer Feedback Circuit Short To Battery
B1965 Seat Horizontal Forward/Rearward Potentiometer Feedback Circuit Short To Ground
B1966 A/C Post Heater Sensor Circuit Failure
B1967 A/C Post Heater Sensor Circuit Short To Ground
B1968 A/C Water Pump Detection Circuit Failure
B1969 A/C Clutch Magnetic Control Circuit Failure
B1970 Passenger Seatback Forward Switch Circuit Short to Ground
B1971 Passenger Seatback Rearward Switch Circuit Short to Ground
B1972 Passenger Rear Seat Up Switch Circuit Short to Battery
B1973 Passenger Rear Seat Down Switch Circuit Short to Battery
B1974 Passenger's Seat Recline Forward Switch Circuit Short to Battery
B1975 Passenger's Seat Recline Back Switch Circuit Short to Battery
B1976 Passenger's Seat Forward Switch Circuit Short to Battery
B1977 Passenger's Front Seat Up Switch Circuit Short to Battery
B1978 Passenger's Front Seat Down Switch Circuit Short to Battery
B1979 Passenger Seat Rearward Switch Circuit Short to Battery
B1980 Bulb - Outage Condition Detected
B1981 Memory Off Switch Circuit Short to Battery
B1982 Driver's Door Unlock Relay Circuit Failure
B1983 Driver's Door Unlock Relay Circuit Short to Battery
B1984 Seat Switch Lumbar Inflate Circuit Failure
B1985 Seat Switch Lumbar Deflate Circuit Failure
B1986 Driver's Seat Seatback Autoglide Rearward Switch Circuit Failure
B1987 Pedal Forward / Rearward Motor Stalled
B1988 Pedal Position Forward Switch Circuit Short to Battery

B1989 Pedal Position Rearward Switch Circuit Short to Battery
 B1990 Pedal Forward / Rearward Potentiometer Feedback Circuit Failure
 B1991 Pedal Forward / Rearward Potentiometer Feedback Circuit Short to Battery
 B1992 Driver Side, Side mount Airbag Circuit Short to Vbatt
 B1993 Driver Side, Side mount Airbag Circuit Short to Ground
 B1994 Driver Side, Side mount Airbag Circuit Open
 B1995 Driver Side, Side mount Airbag Low resistance on Squib
 B1996 Passenger Side, Side mount Airbag Circuit Short to Vbatt
 B1997 Passenger Side, Side mount Airbag Circuit Short to Ground
 B1998 Passenger Side, Side mount Airbag Circuit Open
 B1999 Passenger Side, Side mount Airbag Low resistance on Squib
 B2035-DFDM / Seitliche Blinkleuchten: Kurzschluss nach Masse
 B2086-DFDM / Kontrolleuchte- Fenstersperrung hinten: Kurzschluss nach B+
 B2089-PDM / Außenleuchte: Fehler- zwischen Türmodul und Türkantenleuchte
 B2094-GEM / Heizbare Windschutzscheibe: Stromkreis kurzgeschlossen nach B+
 B2100 Door Driver Key Cylinder Switch Failure
 B2101 Head Rest Switch Circuit Failure
 B2102 Antenna Circuit Short to Ground
 B2103 Antenna Not Connected
 B2104 Door Passenger Key Cylinder Switch Failure
 B2105 Throttle Position Input Out of Range Low
 B2106 Throttle Position Input Out of Range High
 B2107 Front Wiper Motor Relay Circuit Short to Vbatt
 B2108 Trunk Key Cylinder Switch Failure
 B2109 Heated Wind Shield Relay Short to Vbatt (changed from Failure 2/6/97)
 B2110 Front Wiper Motor Relay Circuit Open (changed from Failure 2/6/97)
 B2111 All Door Lock Input Short to Ground
 B2112 Door Driver Set Switch Stuck Failure
 B2113 Heated Windshield Input Short to Ground
 B2114 Front Washer Input Short to Ground
 B2115 Rear Washer Input Short to Ground
 B2116 Door Driver Reset Switch Stuck Failure
 B2117 Driver Side, Side mount Airbag Low capacitance on Squib
 B2118 Passenger Side, Side mount Airbag Low capacitance on Squib
 B2119 Compressor Failure
 B2120 Door Passenger Set Switch Stuck Failure
 B2122 Driver Side Satellite Communication Circuit Short to Ground
 B2123 Passenger Side Satellite Communication Circuit Short to Ground
 B2124 Door Passenger Reset Switch Stuck Failure
 B2128 Central Lock Motor Failure
 B2129 Central Lock Feedback Failure
 B2130 Double Lock Timeout Failure
 B2131 Double Lock Feedback Failure
 B2132 Dimmer switch Circuit Short to Gnd
 B2133 Brake Motor Warning lamp Circuit Failure
 B2134 Brake Motor Warning lamp Circuit Short to Vbatt
 B2135 Park Brake Applied Warning Lamp Circuit Failure
 B2136 Park Brake Applied Warning Lamp Circuit Short To Battery
 B2139 Data Mismatch (receive data does not match what was expected)
 B2141 NVM Configuration Failure
 B2142 NVM TIC Failure

B2143 NVM Memory Failure
B2144 NVM Alarm Data Failure
B2145 NVM RF HR Failure
B2146 Seat Recline Motor Position Out of Range
B2148 PWM Input Circuit Failure
B2149 Seat Front Vertical Motor Position Out of Range
B2150 Power Supply #1 Circuit Short to Ground
B2151 Power Supply #2 Circuit Short to Ground
B2152 Seat Rear Vertical Motor Position Out of Range
B2153 Rear Echo Sensor Circuit Failure
B2154 Front Echo Sensor Circuit Failure
B2155 Seat Horizontal Motor Position Out of Range
B2156 Rear Doppler Sensor Circuit Failure
B2157 Front Doppler Sensor Circuit Failure
B2158 Seat Recline Motor Memory Position Out of Range
B2159 Memory #1 output Short to Ground
B2160 Memory #1 output Short to VBatt
B2161 Seat Front Vertical Motor Memory Position Out of Range
B2162 Data Mismatch #2 (receive data does not match what was expected)
B2163 Clutch Position Fault
B2164 Seat Rear Vertical Motor Memory Position Out of Range
B2165 Gear shift position Fault
B2166 Gear select position Fault
B2167 Seat Horizontal Motor Memory Position Out of Range
B2168 Unable to confirm Unlock Condition
B2169 Unable to confirm lock Condition
B2170 Steering Column Lock Switch Circuit Failure
B2172 Inertia Switch input Circuit Open
B2174 Window Driver Rear Remote Up Switch Short to Battery
B2175 A/C Request Signal Circuit Short to Ground
B2176 Overdrive switch circuit short to Vbatt
B2177 Interior Scanning Sensor Circuit Failure
B2178 Window Driver Rear Remote Down Switch Short to Battery
B2179 Front Wiper Select Switch "A" Short to Ground
B2180 Front Wiper Select Switch "B" Short to Ground
B2181 Front Wiper Select Switch "C" Short to Ground
B2182 Window Passenger Front Remote Up Switch Short to Battery
B2183 Front Wiper Select Switch "H" Short to Ground
B2184 Front Wiper Select Switch "W" Short to Ground
B2185 Rear Wiper Select Switch "D" Short to Ground
B2186 Window Passenger Front Remote Down Switch Short to Battery
B2187 Rear Wiper Select Switch "B" Short to Ground
B2188 Rear Wiper Select Switch "E" Short to Ground
B2190 Window Passenger Rear Remote Up Switch Short to Battery
B2194 Window Passenger Rear Remote Down Switch Short to Battery
B2195 Driver Window Up / Down Power Circuit Short to Ground
B2196 Passenger Window Up / Down Power Circuit Short to Ground
B2197 TV Module Error
B2198 TrafficMaster Module Error
B2199 VICS Module Error
B2200 No Communication to TV Module (No Fitting of TV)

B2201 No Communication With Traffic MasterModule
B2202 No Communication to VICS Module (No Fitting of VICS)
B2203 CD-ROM Error
B2204 GPS Antenna Connection Open or Short
B2205 GPS Receiver Error
B2206 Gyroscope Error
B2207 ECU ROM Checksum Error
B2208 Communication Link to Display and Switch Module Error
B2209 Interior Lamp Override Switch Open Circuit
B2210 Interior Lamp Override Switch Short to Ground
B2211 Low Coolant Lamp Output Circuit Short to Battery
B2214 Window Passenger Front Up Switch Short to Battery
B2215 Window Passenger Front Down Switch Short to Battery
B2219 Window Driver Front Current Feedback Exceeded
B2220 Window Driver Rear Current Feedback Exceeded
B2221 Window Passenger Front Current Feedback Exceeded
B2222 Window Passenger Rear Current Feedback Exceeded
B2223 Mirror Driver Drive Circuit Failure
B2224 Mirror Passenger Drive Circuit Failure
B2225 Front Crash Sensor Mount Fault
B2226 Front Crash Sensor Internal Fault
B2227 Front Crash Sensor Driver Communications Fault
B2228 Air Bag Driver Circuit Short to Ground - Loop #2
B2229 Air Bag Passenger Circuit Short to Ground - Loop #2
B2230 Air Bag Driver Circuit Short to Battery - Loop #2
B2231 Air Bag Passenger Circuit Short to Battery - Loop #2
B2232 Air Bag Driver Circuit Open - Loop #2
B2233 Air Bag passenger Circuit Open - Loop #2
B2234 Air Bag Driver Inflator Circuit Resistance Low on Squib - Loop #2
B2235 Air Bag Passenger Inflator Circuit
B2236 Weak or Defected Electric Vehicle Battery Module Fault
B2237 Vehicle Signal indicating Park While VSS Present
B2238 Power Cable For Power Sliding Door Broken
B2239 Rear Cargo Door Set Switch Stuck (Short to Ground)
B2240 Rear Cargo Door Reset Switch Stuck (Short to Ground)
B2241 Rear Cargo Door Lock Circuit Short to Ground
B2242 Rear Cargo Door Unlock Circuit Open
B2243 Driver Rear Door Ajar Circuit Open
B2244 Driver Sliding Door Ajar Circuit Short to GND
B2245 Passenger Rear Door Ajar Circuit Open
B2246 Passenger Sliding Door Ajar Circuit Short to GND
B2247 EV Battery Pack Temperature Fault
B2248 Heated Windshield Relay Coil Circuit Failure
B2249 Head Lamp Relay Coil Short to Battery
B2250 All Doors Unlock Relay Circuit Failure
B2251 Parklamp Output Relay Driver Circuit Failure
B2252 Parklamp Output Relay Dirver Short to Battery
B2256-GEM / Relais- heizbare Windschutzscheibe: Masseschluss
B2267-EATC / Temperaturklappe rechts: Stromkreisfehler
B2293 RCM / Rückhaltesystem: Aufprallsensor defekt
B2300 Seat Driver Memory Position Error

B2301 Seat Passenger Memory Position Error
B2302 Seat Headrest Feedback Potentiometer Circuit Failure
B2303 Seat Headrest Feedback Potentiometer Circuit Open
B2304 Seat Headrest Feedback Potentiometer Circuit Short to Battery
B2305 Seat Headrest Feedback Potentiometer Circuit Short to Ground
B2306 Seat Headrest Motor Stalled
B2308 EATC / Stellmotor- Einlass- Innenraumtemperatur: Fehler
B2310 Mirror Driver Memory Position Error
B2311 Mirror Passenger Memory Position Error
B2312 Mirror Passenger Horizontal Feedback Potentiometer Circuit Failure
B2313 Mirror Passenger Horizontal Feedback Potentiometer Circuit Open
B2314 Mirror Passenger Horizontal Feedback Potentiometer Circuit Short to Battery
B2315 Mirror Passenger Horizontal Feedback Potentiometer Circuit Short to Ground
B2316 Mirror Passenger Vertical Feedback Potentiometer Circuit Failure
B2317 Mirror Passenger Vertical Feedback Potentiometer Circuit Open
B2318 Mirror Passenger Vertical Feedback Potentiometer Circuit Short to Battery
B2319 Mirror Passenger Vertical Feedback Potentiometer Circuit Short to Ground
B2320 Mirror Driver Horizontal Feedback Potentiometer Circuit Failure
B2321 Mirror Driver Horizontal Feedback Potentiometer Circuit Open
B2322 Mirror Driver Horizontal Feedback Potentiometer Circuit Short to Battery
B2323 Mirror Driver Horizontal Feedback Potentiometer Circuit Short to Ground
B2324 Mirror Driver Vertical Feedback Potentiometer Circuit Failure
B2325 Mirror Driver Vertical Feedback Potentiometer Circuit Open
B2326 Mirror Driver Vertical Feedback Potentiometer Circuit Short to Battery
B2327 Mirror Driver Vertical Feedback Potentiometer Circuit Short to Ground
B2328 Column Reach Feedback Potentiometer Circuit Failure
B2329 Column Reach Feedback Potentiometer Circuit Open
B2330 Column Reach Feedback Potentiometer Circuit Short to Battery
B2331 Column Reach Feedback Potentiometer Circuit Short to Ground
B2332 Column Tilt Feedback Potentiometer Circuit Failure
B2333 Column Tilt Feedback Potentiometer Circuit Open
B2334 Column Tilt Feedback Potentiometer Circuit Short to Battery
B2335 Column Tilt Feedback Potentiometer Circuit Short to Ground
B2336 Mirror Switch Assembly Circuit Failure
B2337 Mirror Switch Assembly Circuit Open
B2338 Mirror Switch Assembly Circuit Short to Battery
B2339 Mirror Switch Assembly Circuit Short to Ground
B2340 Column Reach Motor Stalled
B2341 Column Tilt Motor Stalled
B2342 Seat Switch Reference Voltage Positive Common Open Circuit
B2343 Seat Switch Reference Voltage Positive Common Supply Low Voltage
B2344 Seat Switch Reference Voltage Positive Common Supply Voltage Fault
B2345 Seat Switch Reference Voltage Negative Common Open Circuit
B2346 Mirror Switch Reference Voltage Positive Common Open Circuit
B2347 Mirror Switch Reference Voltage Positive Common Supply Low Voltage
B2348 Mirror Switch Reference Voltage Positive Common Supply Voltage Fault
B2349 Mirror Switch Reference Voltage Negative Common Open Circuit
B2350 Steering Column Switch Circuit Short to Battery
B2351 Steering Column Switch Circuit Failure
B2352 Driver Memory Power Switch Indicator Circuit Short to Battery
B2353 Driver Mirror Power Driver Circuit Short Ground



- B2354 Driver Mirror Horizontal / Vertical Feedback Potentiometer Circuit Open
- B2355 Passenger Mirror Horizontal / Vertical Feedback Potentiometer Circuit Open
- B2357 Driver Window Down Current Sense Low Circuit Failure
- B2362 Remote Open/Close signal Circuit Short to Ground
- B2363 Optical Sensor System Failure
- B2364 Fuel Filler Door Circuit Open
- B2365 B-pillar Power Sliding Door Open/Close Switch Input Ckt Short to Gnd
- B2366 IP Power Sliding Door Open/Close switch Ckt Short to Gnd
- B2367 Power Sliding Door Override Switch Input Ckt Short to Gnd
- B2368 Steering Column Switch Circuit Out of Range
- B2369 Chime OUTPUT Request Ckt Short to Ground
- B2373 LED #1 Circuit Short to Battery
- B2374 Power Sliding Detent (Latch) Circuit Failure
- B2380 Heater Coolant Temp sensor circuit Short to GND
- B2381 Heater Coolant Temp sensor circuit Open
- B2384 Audio Reverse Aid Mute Input Ckt Failure
- B2385 Audio Navigation Mute Input Ckt Failure
- B2401 Audio Tape Deck Mechanism Fault
- B2402 Audio CD/DJ Thermal Shutdown Fault
- B2403 Audio CD/DJ Internal Fault
- B2404 Audio Steering Wheel Switch Circuit Fault
- B2405 Audio Single-Disc CD Player Thermal Shutdown Fault
- B2406 Audio Single-Disc CD Player Internal Fault
- B2416 Climate Control Recirculation Actuator Out of Limits
- B2425 Remote Keyless Entry Out of Synchronization
- B2426 Passenger Solar Radiation Sensor Circuit Open
- B2427 Passenger Solar Radiation Sensor Circuit Short to Ground
- B2428 A/C Post Heater Sensor #2 Circuit Failure
- B2429 A/C Post Heater Sensor #2 Circuit Short to Ground
- B2431 Transponder Programming Failed
- B2432 Drivers Seat Belt Buckle Switch Circuit Open
- B2433 Drivers Seat Belt Buckle Switch Circuit Short to Battery
- B2434 Drivers Seat Belt Buckle Switch Circuit Short to Ground
- B2435 Drivers Seat Belt Buckle Switch Resistance out of Range
- B2436 Passengers Seat Belt Buckle Switch Circuit Open
- B2437 Passengers Seat Belt Buckle Switch Circuit Short to Battery
- B2438 Passengers Seat Belt Buckle Switch Circuit Short to Ground
- B2439 Passengers Seat Belt Buckle Switch Resistance out of Range
- B2440 Passenger Side, Side crash sensor mount fault
- B2441 Driver Side, Side crash sensor mount fault
- B2442 Intrusion Sensor Fault
- B2443 Powertrain Performance Mode Switch Circuit failure
- B2444 Driver Side Crash Sensor Internal Fault
- B2445 Passenger Side Crash Sensor Internal Fault
- B2446 RESCU/VEMS Input Circuit Open
- B2447 RESCU/VEMS Input Circuit Short to Battery
- B2448 RESCU/VEMS Input Circuit Short to Ground
- B2449 Aux Heater Glow Plug Circuit Short to Ground
- B2450 Aux Heater Glow Plug Circuit Open
- B2451 Aux Heater Fuel Pump Circuit Short to Ground
- B2452 Aux Heater Fuel Pump Circuit Open

B2453 Aux Heater Blower Fan Circuit Short to Ground
 B2454 Aux Heater Blower Fan Circuit Open
 B2455 Aux Heater Blower Faulted
 B2456 Aux Heater Coolant Sensor Circuit Short to Ground
 B2457 Aux Heater Coolant Sensor Circuit Open
 B2458 Aux Heater Overheat Sensor Circuit Short to Ground
 B2459 Aux Heater Overheat Sensor Circuit Open
 B2460 Aux Heater Flame Sensor Circuit Short to Ground
 B2461 Aux Heater Flame Sensor Circuit Open
 B2462 Aux Heater Flame Out Fault
 B2463 Aux Heater Overheat Fault
 B2464 Aux Heater Start Time Exceeded
 B2465 Aux Heater Start Counter Overrun/System Locked (same as below ?)
 B2466 Aux Heater Overheat Counter Overrun/System Locked
 B2467 Aux Heater Cool Down Time Exceeded (may be con to a453-5)
 B2468 Aux Heater Coolant Pump Circuit Short to Ground
 B2469 Aux Heater Coolant Pump Circuit Open
 B2470 Interior Fan Control Circuit Short to Ground
 B2471 Interior Fan Control Circuit Open
 B2472 Fog Lamp Switch Failure
 B2473 Passenger Door Disarm Switch ckt Short to Ground
 B2474 Passenger Door Lock Switch Circuit Shorted to Ground
 B2475 Passenger Door Unlock Switch Circuit Shorted to Ground
 B2476 RADIO PRESENT SWITCH Ckt Failure
 B2477 Module Configuration Failure
 B2478 ANTI THEFT INPUT SIGNAL SHORT TO GROUND
 B2479 BRAKE PARK SWITCH CIRCUIT SHORT TO GROUND
 B2480 LF CORNER LAMP OUTPUT Ckt Short to Battery
 B2481 Convertible Top Up/Down switch Fault
 B2482 RF CORNER LAMP OUTPUT Ckt Short to Battery
 B2483 Enable Signal Open Circuit
 B2484 Disable Signal Short to Ground
 B2485 LF SIDE REPEATER LAMP OUTPUT Ckt Short to Battery
 B2487 RF SIDE REPEATER LAMP OUTPUT Ckt Short to Battery
 B2489 UNDERHOOD LAMP OUTPUT CIRCUIT Failure
 B2490 UNDERHOOD LAMP OUTPUT CIRCUIT Short to Battery
 B2491 RF PARK LAMP OUTPUT CIRCUIT Short to Battery
 B2492 Already Programmed (Test Mode DTC Only !!!)
 B2493 LF PARK LAMP OUTPUT CIRCUIT Short to Battery
 B2494 ANTI THEFT HORN OUTPUT CIRCUIT Short to Batt
 B2495 ANTI THEFT HORN OUTPUT CIRCUIT Failure
 B2496 ANTI THEFT HORN OUTPUT CIRCUIT Short to Gnd
 B2499 COURTESY LAMP OUTPUT Failure
 B2500 COURTESY LAMP OUTPUT Ckt Short to Battery
 B2501 LF LAMP LOW BEAM CIRCUIT Failure
 B2502 LF LAMP LOW BEAM CIRCUIT Short to Battery
 B2503 RF LAMP LOW BEAM CIRCUIT Failure
 B2504 RF LAMP LOW BEAM CIRCUIT Short to Battery
 B2505 LF LAMP HIGH BEAM CIRCUIT Failure
 B2506 LF LAMP HIGH BEAM CIRCUIT Short to Battery
 B2507 RF LAMP HIGH BEAM CIRCUIT Failure

B2508 RF LAMP HIGH BEAM CIRCUIT Short to Battery
B2509 Rear Fog Lamp Switch Circuit Failure
B2510 Main Blower Motor Relay Circuit Short to Battery
B2511 Horn Output Relay Circuit Short to Battery
B2512 Front Fog Lamp Relay Ckt Short to Battery
B2513 Blower (Fan) Circuit Failure
B2514 Blower (Fan) Circuit Short to Vbatt
B2515 Heater Blower Relay Circuit Failure
B2516 Blower Control Circuit Failure
B2517 Emergency Power Off System Faulted
B2518 Compressor Overtemp Fault
B2519 High Mount Stop Lamp Circuit Failure
B2520 High Mount Stop Lamp Circuit Short to Battery
B2523 License Lamp Circuit Failure
B2524 License Lamp Circuit Short to Battery
B2525 Left Rear Backup Lamp Circuit Failure
B2526 Left Rear Backup Lamp Circuit Short to Battery
B2527 Left Rear Stop lamp Circuit Failure
B2528 Left Rear Stop lamp Circuit Short to Battery
B2529 Left Rear Turn Lamp Circuit Failure
B2530 Left Rear Turn Lamp Circuit Short to Battery
B2531 Right Rear Backup Lamp Circuit Failure
B2532 Right Rear Backup Lamp Circuit Short to Battery
B2533 Right Rear Stop lamp Circuit Failure
B2534 Right Rear Stop lamp Circuit Short to Battery
B2535 Right Rear Turn Lamp Circuit Failure
B2536 Right Rear Turn Lamp Circuit Short to Battery
B2539 Aux A/C Mode Position Reference Circuit Short to Ground
B2540 Aux A/C Mode Position Reference Circuit Short to Battery
B2543 Aux A/C Control Switch Reference Circuit Short to Ground
B2544 Aux A/C Control Switch Reference Circuit Short to Battery
B2545 System Power Relay Circuit Short to Battery
B2546 System Power Relay Circuit Failure
B2550 LAMP DOME OUTPUT Circuit Short to Ground
B2553 Disable Signal Output Circuit Short to Battery
B2554 LAMP DOME OUTPUT Circuit Failure
B2555 LAMP DOME OUTPUT Circuit Short to Battery
B2556 Enable Signal Circuit Short to Battery
B2557 Left Power Sliding Door Open/Close Output Circuit Short to Battery
B2558 Right Power Sliding Door Open/Close Output Circuit Short to Battery
B2559 Aux A/C Blower Motor Relay Circuit Short to Battery
B2560 Aux A/C Blower Motor Relay Circuit Short to Ground
B2561 Aux A/C Blower Speed 1 Circuit Failure
B2562 Aux A/C Blower Speed 1 Circuit Short to Ground
B2563 Aux A/C Blower Speed 2 Circuit Failure
B2564 Aux A/C Blower Speed 2 Circuit Short to Ground
B2565 Right Tail Lamp Circuit Failure
B2566 Right Tail Lamp Circuit Short to Ground
B2567 Reverse Mirror Output Circuit Failure
B2568 Reverse Mirror Output Circuit Short to Ground
B2569 Liftgate Disarm Switch Circuit Short to Ground

B2570 Right Lamp Outage Signal Circuit Short to Ground
B2571 Left Lamp Outage Signal Circuit Short to Ground
B2575-PDM / Entriegelungsschalter- Fahrertür: Kurzschluss nach Masse
B2580 Aux Blower Sense Switch Circuit Failure
B2581 Passenger Seat Occupant Detection Circuit Short To Ground
B2582 Passenger Seat Occupant Detection Circuit Open
B2583 Child Seat Detection Circuit Short to Ground
B2584 Child Seat Detection Circuit Open
B2585 Anti Theft Input Signal Circuit Short To Battery
B2586 Headlamp Mode Select Circuit Failure
B2587 Passenger Seat Occupant Detection Circuit Short To Battery
B2588 Child Seat Detection Circuit Short To Battery
B2589 Unexpected Door Reversal During Close
B2590 Vehicle Park/Speed Signal Circuit Failure
B2591 Detent Signal Missing During Unlatch
B2592 PSD Not Fully Closed (Module Commanded Successfully)
B2593 Power Sliding Door Opened During Module Close Command
B2594 No Movement Detected After an Unlatch During Power Open
B2595 Anti Theft Input Signal Circuit Failure
B2596 Headlamp Aim Output Relay Circuit Short To Battery
B2597 Headlamp Aim Output Relay Circuit Failure
B2598 Headlamp Relay Circuit Failure
B2599 Tailgate Release Open Circuit
B2600 Double Locking Door Motor Frozen
B2601 No Latch Signal Sensed on Closing and Door Reversed
B2602 Missing Latch Signal During Power Sliding Door Unlatch
B2603 PSD Not Fully Closed During Self-Test
B2604 Power Sliding Door On/Off Switch Open Circuit
B2605 Disable Signal Open Circuit
B2606 A/C Temperature Sensor Out of Range
B2610 - Passenger Compartment Dimming 1 Circuit
B2615 - Passenger Compartment Dimming 2 Circuit
B2620 - Display Dimming Input Circuit
B2622 - Display Dimming Pulse Width Modulation (PWM) Input Circuit Low (BCM)
B2623 - Display Dimming Pulse Width Modulation (PWM) Input Circuit High (BCM)
B2625 - Display Dimming Pulse Width Modulation (PWM) Output Circuit
B2627 - Display Dimming Pulse Width Modulation (PWM) Output Circuit Low (BCM)
B2628 - Display Dimming Pulse Width Modulation (PWM) Output Circuit High (BCM)
B2641 - Delayed Exterior Lighting Ctrl Circuit Range
B2645 - Ambient Light Sensor Circuit
B2646 - Ambient Light Sensor Circuit Range
B2647 - Ambient Light Sensor Circuit Low (BCM)
B2662 - Park Lamp Relay Output Circuit Low (BCM)
B2697 - Headlamp Washer Request Circuit
B2700 - Ignition Shift Interlock Circuit (base number)
B2701 - Ignition Shift Interlock Circuit Range/Performance
B2702 - Ignition Shift Interlock Circuit Low
B2703 - Ignition Shift Interlock Circuit High
B2704 - Ignition Shift Interlock Circuit Open
B2707 - Gearshift Unlock Circuit Low (BCM)
B2708 - Gearshift Unlock Circuit High (BCM)

- B2710 - PASSKey Open/Shorted Pellet
- B2711 - PASSKey Open/Shorted Pellet After Good Key
- B2719 - CTD-Trunk Tamper Switch Fault
- B2725 - ATC Mode Switch Circuit Malfunction
- B2732 - Trunk Release Switch Circuit Low
- B2734 - Coded Key Controller Memory Failure
- B2743 - Fog Lamp Switch Circuit High (BCM)
- B2750 - PASSKey Data Communication Failure
- B2752 - Horn Relay Coil Circuit Low (BCM)
- B2753 - Horn Relay Coil Circuit High (BCM)
- B2757 - Driver Memory 1 Select Switch Circuit Low
- B2762 - Driver Memory 2 Select Switch Circuit Low
- B2767 - Memory Set Switch Failed Low
- B2772 - Driver Memory Exit Switch Circuit Low
- B2780 - Wrong Resistor Before Good
- B2781 - Wrong Resistor After Good
- B2782 - PASSKey Pellet Resistance Not Programmed
- B2783 - Key Code/Password Corrupted in Memory
- B2805 - Steering Whl Controls HVAC Switch Circuit Malfunction
- B2810 - Steering wheel controls Entertainment Circuit Malfunction
- B2815 - Steering Wheel Controls Illegal Resistance Value
- B2853 - Telescope Forward Switch Circuit Malfunction
- B2858 - Telescope Rearward Switch Circuit Malfunction
- B2860 - Telescope Position Sensor Range
- B2862 - Telescope Position Sensor Low
- B2873 - Tilt Up Switch Circuit Malfunction
- B2878 - Tilt Down Switch Circuit Malfunction
- B2880 - Tilt Position Sensor Range
- B2882 - Tilt Position Sensor Low
- B2891 - Tilt/Telescope Motor Over Current
- B2904 - Tilt/Telescope 4-way Position Switch Circuit Malfunction
- B2947 - Security System Sensor Power Circuit Low
- B2948 - Security System Sensor Power Circuit High
- B2955 - Security System Sensor Data Circuit Malfunction
- B2957 - Security System Sensor Data Circuit Low
- B2958 - Security System Sensor Data Circuit High
- B2960 - Security System Sensor Data Incorrect but Valid
- B2961 - Key In Ignition Circuit Malfunction
- B2965 - Key in Ignition Circuit Open (IPC)
- B3028 - Starter Relay Interface Short to Ground
- B3029 - Starter Relay Interface Open/Short to B+
- B3031 - Key Decoder Device in Assem Learn Mode
- B3033 - Security System Indicates Tamper
- B3055 - Key Not Present
- B3060 - Security System Sensor Data Incorrect but Valid
- B3064 - Driver Door Key Cylinder Circuit
- B3069 - Right Front/Left Front Door Key Unlock Circuit Low
- B3108 - Transmitter Synchronization Failure
- B3109 - 3 consecutive low battery signals from the same programmed transmitter
- B3127 - LF Door Only, Unlock Circuit Low (BCM)
- B3128 - LF Door Only, Unlock Circuit High (BCM)

B3132 - All Door Unlock Circuit Low (BCM)
B3133 - All Door Unlock Circuit High (BCM)
B3137 - All Door Lock Circuit Low (BCM)
B3138 - All Door Lock Circuit High (BCM)
B3142 - Left Front Unlock Switch Circuit Low
B3147 - Passenger Unlock Switch Circuit Low
B3152 - Left Front Lock Switch Circuit Low
B3157 - Passenger Lock Switch Circuit Low
B3172 - Window Up Switch Circuit Low
B3177 - Window Down Switch Circuit Low
B3182 - Window Switch Circuit
B3187 - Window Switch Circuit
B3192 - Window Switch Circuit
B3197 - Window Switch Circuit
B3203 - Rear Window Lockout Switch Input Circuit High
B3282 - Window Switch-Express Input Shorted to Ground
B3287 - Left Rear Window Switch Express Down Circuit Low
B3292 - Right Rear Window Switch Express Down Circuit Low
B3282 - Window Switch-Express Input Shorted to Ground
B3287 - Window Switch Circuit
B3292 - Window Switch Circuit
B3377 - Left Front Window Up Switch Circuit Low
B3382 - Left Front Window Down Switch Circuit Low
B3387 - Right Front Window Up Switch Circuit Low
B3392 - Right Front Window Down Switch Circuit Low
B3397 - Left Rear Window Up Switch Circuit Low
B3410 - AHLD Front Axle Sensor Signal Circuit
B3420 - AHLD Rear Axle Sensor Signal Circuit
B3452 - Left Rear Window Down Switch Circuit Low
B3457 - Right Rear Window Up Switch Circuit Low
B3462 - Right Rear Window Down Switch Circuit Low
B3467 - Left Front Window Express Down Circuit Low
B3472 - Right Front Window Express Down Circuit Low
B3477 - Left Rear Window Express Down Circuit Low
B3482 - MalfunctionWindow Express Down Circuit Low
B3517 - Left Rear Door Switch Express Up/Down Window Contact Shorted to GND
B3522 - Right Rear Door Switch Express Up/Down Window Contact Shorted to GND
B3527 - Window Lockout Switch Circuit Low
B3531 - Auxiliary HAVC Actuator Circuit
B3642 - Seat cool temperature switch shorted
B3702 - Intermittent Wiper Delay Input Circuit Low (BCM)
B3703 - Intermittent Wiper Delay Input Circuit High/Open (BCM)
B3708 - Front Washer Motor Input High (BCM)
B3713 - Rear Washer Motor Input Circuit High (BCM)
B3717 - Front Wiper Relay Drive Circuit Low (BCM)
B3718 - Front Wiper Relay Drive Circuit High (BCM)
B3722 - Rear Wiper Relay Drive Circuit Low (BCM)
B3723 - Rear Wiper Relay Drive Circuit High (BCM)
B3761 - HVAC Actuator Circuit
B3770 - HVAC Actuator Circuit
B3793 - Memory Seat Module Over Current

B3801 - Passenger Compartment Lamp Request Circuit
B3802 - Parklamps Request Circuit
B3808 - Rear Door Lock Relay Circuit
B3809 - Rear Door Unlock Relay Circuit
B3810 - Washer Relay Circuit
B3811 - Washer Relay Circuit
B3819 - Left Rear Power Window Up Relay Circuit
B3820 - Left Rear Power Window Down Relay Circuit
B3821 - Window Lockout Circuit Low
B3822 - Right Rear Power Window Up Relay Circuit
B3823 - Right Rear Power Window Down Relay Circuit
B3824 - Window Lockout Circuit Low
B3832 - Window Position Sensor Circuit
B3833 - Window Position Sensor Circuit
B3905 - Lumbar Switch Control Circuit
B3935 - Transponder Authentication Error
C0000 Vehicle Speed Information Circuit Malfunction
C0035 Left Front Wheel Speed Circuit Malfunction
C0040 Right Front Wheel Speed Circuit Malfunction
C0041 Right Front Wheel Speed Sensor Circuit Range/Performance (EBCM)
C0045 Left Rear Wheel Speed Circuit Malfunction
C0046 Left Rear Wheel Speed Sensor Circuit Range/Performance (EBCM)
C0050 Right Rear Wheel Speed Circuit Malfunction
C0051 LF Wheel Speed Sensor Circuit Range/Performance (EBCM)
C0060 Left Front ABS Solenoid #1 Circuit Malfunction
C0065 Left Front ABS Solenoid #2 Circuit Malfunction
C0070 Right Front ABS Solenoid #1 Circuit Malfunction
C0075 Right Front ABS Solenoid #2 Circuit Malfunction
C0080 Left Rear ABS Solenoid #1 Circuit Malfunction
C0085 Left Rear ABS Solenoid #2 Circuit Malfunction
C0090 Right Rear ABS Solenoid #1 Circuit Malfunction
C0095 Right Rear ABS Solenoid #2 Circuit Malfunction
C0110 Pump Motor Circuit Malfunction
C0121 Valve Relay Circuit Malfunction
C0128 Low Brake Fluid Circuit Low
C0141 Left TCS Solenoid #1 Circuit Malfunction
C0146 Left TCS Solenoid #2 Circuit Malfunction
C0151 Right TCS Solenoid #1 Circuit Malfunction
C0156 Right TCS Solenoid #2 Circuit Malfunction
C0161 ABS/TCS Brake Switch Circuit Malfunction
C0221 Right Front Wheel Speed Sensor Circuit Open
C0222 Right Front Wheel Speed Signal Missing
C0223 Right Front Wheel Speed Signal Erratic
C0225 Left Front Wheel Speed Sensor Circuit Open
C0226 Left Front Wheel Speed Signal Missing
C0227 Left Front Wheel Speed Signal Erratic
C0229 Drop Out of Front Wheel Speed Signals
C0235 Rear Wheel Speed Signal Circuit Open
C0236 Rear Wheel Speed Signal Circuit Missing
C0237 Rear Wheel Speed Signal Erratic
C0238 Wheel Speed Mismatch

C0241 EBCM Control Valve Circuit
C0245 Wheel Speed Sensor Frequency Error
C0254 EBCM Control Valve Circuit
C0265 EBCM Relay Circuit
C0266 EBCM Relay Circuit
C0267 Pump Motor Circuit Open/Shorted
C0268 Pump Motor Circuit Open/Shorted
C0269 Excessive Dump/Isolation Time
C0271 EBCM Malfunction
C0272 EBCM Malfunction
C0273 EBCM Malfunction
C0274 Excessive Dump/Isolation Time
C0279 Powertrain Configuration Not Valid
C0281 Brake Switch Circuit
C0283 Traction Switch Shorted to Ground
C0284 EBCM Malfunction
C0286 ABS Indicator Lamp Circuit Shorted to B+
C0287 Delivered Torque Circuit
C0288 Brake Warning Lamp Circuit Shorted to B+
C0290 Lost Communications With PCM
C0291 Lost Communications With BCM
C0292 Lost Communications With PCM
C0297 Powertrain Configuration Data Not Received
C0298 Powertrain Indicated Traction Control Malfunction
C0300 Rear Speed Sensor Malfunction
C0305 Front Speed Sensor Malfunction
C0306 Motor A or B Circuit
C0308 Motor A/B Circuit Low
C0309 Motor A/B Circuit High
C0310 Motor A/B Circuit Open
C0315 Motor Ground Circuit Open
C0321 Transfer Case Lock Circuit
C0323 T-Case Lock Circuit Low
C0324 T-Case Lock Circuit High
C0327 Encoder Circuit Malfunction
C0357 Park Switch Circuit High
C0359 Four Wheel Drive Low Range (4LO) Discrete Output Circuit
C0362 4LO Discrete Output Circuit High
C0367 Front Axle Control Circuit High
C0374 General System Malfunction
C0376 Front/Rear Shaft Speed Mismatch
C0379 Front Axle System
C0387 Unable to Perform Shift
C0472 Steering Handwheel Speed Sensor Signal V Low
C0473 Steering Handwheel Speed Sensor Signal V High
C0495 EVO Tracking Error
C0498 Steering Assist Control Actuator Feed Circuit Low
C0499 Steering Assist Control Solenoid Feed Circuit High
C0503 Steering Assist Control Solenoid Return Circuit Low
C0504 Steering Assist Control Solenoid Return Circuit High
C0550 ECU Malfunction - internal write / checksum malfunction

C0559 EEPROM Checksum Error
C0563 Calibration ROM Checksum Error
C0577 Left Front Solenoid Circuit Low
C0578 Left Front Solenoid Circuit High
C0579 Left Front Solenoid Circuit Open
C0582 Right Front Solenoid Circuit Low
C0583 Right Front Solenoid Circuit High
C0584 Right Front Solenoid Circuit Open
C0587 Left Rear Solenoid Circuit Low
C0588 Left Rear Solenoid Circuit High
C0589 Left Rear Solenoid Circuit Open
C0592 Right Rear Solenoid Circuit Low
C0593 Right Rear Solenoid Circuit High
C0594 Right Rear Solenoid Circuit Open
C0611 VIN Information Error
C0615 Left Front Position Sensor Malfunction
C0620 Right Front Position Sensor Malfunction
C0625 Left Rear Position Sensor Malfunction
C0628 Level Control Position Sensor Circuit High
C0630 Right Rear Position Sensor Malfunction
C0635 Left Front Normal Force Circuit Malfunction
C0638 Left Front Normal Force Circuit High
C0640 Right Front Normal Force Circuit Malfunction
C0643 Right Front Normal Force Circuit High
C0655 Level Control Compressor Relay Malfunction
C0657 Level Control Compressor Circuit Low
C0658 Level Control Compressor Circuit High
C0660 Level Control Exhaust Valve Circuit Malfunction
C0662 Level Control Exhaust Valve Circuit Low
C0663 Level Control Exhaust Valve Circuit High
C0665 Chassis Pitch Signal Circuit
C0690 Damper Control Relay Circuit Malfunction
C0691 Damper Control Relay Circuit Range
C0693 Damper Control Relay Circuit High
C0695 Position Sensor Overcurrent (8 volt supply)
C0696 Position Sensor Overcurrent (5 volt supply)
C0710 Steering Position Signal Malfunction
C0750 Tire Pressure Monitor (TPM) system sensor not transmitting
C0755 Tire Pressure Monitor (TPM) system sensor not transmitting
C0760 Tire Pressure Monitor (TPM) system sensor not transmitting
C0765 Tire Pressure Monitor (TPM) system sensor not transmitting
C0800 Device Power #1 Circuit Malfunction
C0896 Electronic Suspension Control (ESC) voltage is outside the normal range of 9 to 15.5 volts
C1099-EPS / Motor- elektronische Servolenkung: Fehlfunktion
C1119-ABS / TCS- Eingang- Verteilergetriebe: Signalfehler
C1175-ABS / Fehler im Eingangskreis-Radsensor links hinten
C1185-ABS / Fehler im Ausgangskreis- ABS- Relais
C1194-ABS / Fehler in Stromkreis der Spule- Auslaßventil links vorn
C1198-ABS / Fehler in Stromkreis der Spule- Einlaßventil links vorn
C1210-ABS / Fehler in Stromkreis der Spule- Auslaßventil rechts vorn
C1214-ABS / Fehler in Stromkreis der Spule- Einlaßventil rechts vorn

C1222-TCM / Keine Übereinstimmung zw. Raddrehzahl und Fahrgeschwindigkeit
 C1233-ABS / Kein Eingangssignal vom Raddrehzahlsensor links vorn
 C1236-ABS / Das Eingangssignal vom Radsensor hinten links ist nicht
 C1242-ABS / Fehler in Stromkreis der Spule- Aualaßventil links hinten
 C1246-ABS / Fehler in Stromkreis der Spule- Aualaßventil rechts hinten
 C1250-ABS / Fehler in Stromkreis der Spule- Aualaßventil Einlaßventil links vorn
 C1254-ABS / Fehler in Stromkreis der Spule- Aualaßventil rechts hinten
 C1275-ABS / Fehler im Eingangskreis- Radsensor links hinten
 C1277-ABS / Defekte Stromkreise 1 und 2 Lenkeinschlagwinkel
 C1278-ABS / Der errechnete Lenkradwinkel bei Geradeausstellung
 C1279-ABS / Fehler im Stromkreis- Giersensor
 C1306-ABS / Nullstellung des Lenkwinkel- Sensors nicht gefunden
 C1709-PAM / Sensor hinten innen rechts: Stromkreis defekt
 C1750-IC / Fahrpedalstellungs- Sensor außerhalb Sollbereich
 C1776-DFDM / Spiegelheizung: Stromkreisfehler
 C1967-HEC / RDO- Kurzgeschlossen nach Masse
 C1775-ABS / Sensorsignalfehler YRS-SAS-BPS prüfen
 C1776-DFDM / Spiegelheizung: Stromkreisfehler
 C2778-ABS / Querbeschleunigungs-Gieraten-Sensor Versorgungsspannung
 C2790-PDM / LED- Hintergrundbeleuchtung: Ausgang: Kurzschluss nach Masse
 U0001 Datenbus Antrieb defekt [High Speed CAN Communication Bus]
 U0002 High Speed CAN Communication Bus Performance
 U0003 High Speed CAN Communication Bus (+) Open
 U0004 High Speed CAN Communication Bus (+) Low
 U0005 High Speed CAN Communication Bus (+) High
 U0006 High Speed CAN Communication Bus (-) Open
 U0007 High Speed CAN Communication Bus (-) Low
 U0008 High Speed CAN Communication Bus (-) High
 U0009 High Speed CAN Communication Bus (-) shorted to Bus (+)
 U0010 Medium Speed CAN Communication Bus
 U0011 Medium Speed CAN Communication Bus Performance
 U0012 Medium Speed CAN Communication Bus (+) Open
 U0013 Medium Speed CAN Communication Bus (+) Low
 U0014 Medium Speed CAN Communication Bus (+) High
 U0015 Medium Speed CAN Communication Bus (-) Open
 U0016 Medium Speed CAN Communication Bus (-) Low
 U0017 Medium Speed CAN Communication Bus (-) High
 U0018 Medium Speed CAN Communication Bus (-) shorted to Bus (+)
 U0019 Low Speed CAN Communication Bus
 U0020 Low Speed CAN Communication Bus Performance
 U0021 Low Speed CAN Communication Bus (+) Open
 U0022 Low Speed CAN Communication Bus (+) Low
 U0023 Low Speed CAN Communication Bus (+) High
 U0024 Low Speed CAN Communication Bus (-) Open
 U0025 Low Speed CAN Communication Bus (-) Low
 U0026 Low Speed CAN Communication Bus (-) High
 U0027 Low Speed CAN Communication Bus (-) shorted to Bus (+)
 U0028 Kommunikation Datenbus Antrieb [Vehicle Communication Bus A]
 U0029 Vehicle Communication Bus A Performance
 U0030 Vehicle Communication Bus A (+) Open
 U0031 Vehicle Communication Bus A (+) Low

U0032 Vehicle Communication Bus A (+) High
U0033 Vehicle Communication Bus A (-) Open
U0034 Vehicle Communication Bus A (-) Low
U0035 Vehicle Communication Bus A (-) High
U0036 Vehicle Communication Bus A (-) shorted to Bus A (+)
U0037 Vehicle Communication Bus B
U0038 Vehicle Communication Bus B Performance
U0039 Vehicle Communication Bus B (+) Open
U0040 Vehicle Communication Bus B (+) Low
U0041 Vehicle Communication Bus B (+) High
U0042 Vehicle Communication Bus B (-) Open
U0043 Vehicle Communication Bus B (-) Low
U0044 Vehicle Communication Bus B (-) High
U0045 Vehicle Communication Bus B (-) shorted to Bus B (+)
U0046 Vehicle Communication Bus C
U0047 Vehicle Communication Bus C Performance
U0048 Vehicle Communication Bus C (+) Open
U0049 Vehicle Communication Bus C (+) Low
U0050 Vehicle Communication Bus C (+) High
U0051 Vehicle Communication Bus C (-) Open
U0052 Vehicle Communication Bus C (-) Low
U0053 Vehicle Communication Bus C (-) High
U0054 Vehicle Communication Bus C (-) shorted to Bus C (+)
U0055 Vehicle Communication Bus D
U0056 Vehicle Communication Bus D Performance
U0057 Vehicle Communication Bus D (+) Open
U0058 Vehicle Communication Bus D (+) Low
U0059 Vehicle Communication Bus D (+) High
U0060 Vehicle Communication Bus D (-) Open
U0061 Vehicle Communication Bus D (-) Low
U0062 Vehicle Communication Bus D (-) High
U0063 Vehicle Communication Bus D (-) shorted to Bus D (+)
U0064 Vehicle Communication Bus E
U0065 Vehicle Communication Bus E Performance
U0066 Vehicle Communication Bus E (+) Open
U0067 Vehicle Communication Bus E (+) Low
U0068 Vehicle Communication Bus E (+) High
U0069 Vehicle Communication Bus E (-) Open
U0070 Vehicle Communication Bus E (-) Low
U0071 Vehicle Communication Bus E (-) High
U0072 Vehicle Communication Bus E (-) shorted to Bus E (+)
U0073 Control Module Communication Bus Off
U0074 Reserved by Document
U0075 Reserved by Document
U0076 Reserved by Document
U0077 Reserved by Document
U0078 Reserved by Document
U0079 Reserved by Document
U0080 Reserved by Document
U0081 Reserved by Document
U0082 Reserved by Document

Products

U0083 Reserved by Document
U0084 Reserved by Document
U0085 Reserved by Document
U0086 Reserved by Document
U0087 Reserved by Document
U0088 Reserved by Document
U0089 Reserved by Document
U0090 Reserved by Document
U0091 Reserved by Document
U0092 Reserved by Document
U0093 Reserved by Document
U0094 Reserved by Document
U0095 Reserved by Document
U0096 Reserved by Document
U0097 Reserved by Document
U0098 Reserved by Document
U0099 Reserved by Document
U0100 Lost Communication With ECM/PCM 'A'
U0101 Lost Communication with TCM
U0102 Lost Communication with Transfer Case Control Module
U0103 Lost Communication With Gear Shift Module
U0104 Lost Communication With Cruise Control Module
U0105 Lost Communication With Fuel Injector Control Module
U0106 Lost Communication With Glow Plug Control Module
U0107 Lost Communication With Throttle Actuator Control Module
U0108 Lost Communication With Alternative Fuel Control Module
U0109 Lost Communication With Fuel Pump Control Module
U0110 Lost Communication With Drive Motor Control Module
U0111 Lost Communication With Battery Energy Control Module 'A'
U0112 Lost Communication With Battery Energy Control Module 'B'
U0113 Lost Communication With Emissions Critical Control Information
U0114 Lost Communication With Four-Wheel Drive Clutch Control Module
U0115 Lost Communication With ECM/PCM 'B'
U0116 Reserved by Document
U0117 Reserved by Document
U0118 Reserved by Document
U0119 Reserved by Document
U0120 Reserved by Document
U0121 Lost Communication With Anti-Lock Brake System (ABS) Control Module
U0122 Lost Communication With Vehicle Dynamics Control Module
U0123 Lost Communication With Yaw Rate Sensor Module
U0124 Lost Communication With Lateral Acceleration Sensor Module
U0125 Lost Communication With Multi-axis Acceleration Sensor Module
U0126 Lost Communication With Steering Angle Sensor Module
U0127 Lost Communication With Tire Pressure Monitor Module
U0128 Lost Communication With Park Brake Control Module
U0129 Lost Communication With Brake System Control Module
U0130 Lost Communication With Steering Effort Control Module
U0131 Lost Communication With Power Steering Control Module
U0132 Lost Communication With Ride Level Control Module
U0133 Reserved by Document

U0134 Reserved by Document
U0135 Reserved by Document
U0136 Reserved by Document
U0137 Reserved by Document
U0138 Reserved by Document
U0139 Reserved by Document
U0140 Lost Communication With Body Control Module
U0141 Lost Communication With Body Control Module 'A'
U0142 Lost Communication With Body Control Module 'B'
U0143 Lost Communication With Body Control Module 'C'
U0144 Lost Communication With Body Control Module 'D'
U0145 Lost Communication With Body Control Module 'E'
U0146 Lost Communication With Gateway 'A'
U0147 Lost Communication With Gateway 'B'
U0148 Lost Communication With Gateway 'C'
U0149 Lost Communication With Gateway 'D'
U0150 Lost Communication With Gateway 'E'
U0151 Lost Communication With Restraints Control Module
U0152 Lost Communication With Side Restraints Control Module
U0153 Lost Communication With Side Restraints Control Module
U0154 Lost Communication With Restraints Occupant Sensing Control Module
U0155 Lost Communication With Instrument Panel Cluster (IPC) Control Module
U0156 Lost Communication With Information Center 'A'
U0157 Lost Communication With Information Center 'B'
U0158 Lost Communication With Head Up Display
U0159 Lost Communication With Parking Assist Control Module
U0160 Lost Communication With Audible Alert Control Module
U0161 Lost Communication With Compass Module
U0162 Lost Communication With Navigation Display Module
U0163 Lost Communication With Navigation Control Module
U0164 Lost Communication With HVAC Control Module
U0165 Lost Communication With HVAC Control Module
U0166 Lost Communication With Auxiliary Heater Control Module
U0167 Lost Communication With Vehicle Immobilizer Control Module
U0168 Lost Communication With Vehicle Security Control Module
U0169 Lost Communication With Sunroof Control Module
U0170 Lost Communication With 'Restraints System Sensor A'
U0171 Lost Communication With 'Restraints System Sensor B'
U0172 Lost Communication With 'Restraints System Sensor C'
U0173 Lost Communication With 'Restraints System Sensor D'
U0174 Lost Communication With 'Restraints System Sensor E'
U0175 Lost Communication With 'Restraints System Sensor F'
U0176 Lost Communication With 'Restraints System Sensor G'
U0177 Lost Communication With 'Restraints System Sensor H'
U0178 Lost Communication With 'Restraints System Sensor I'
U0179 Lost Communication With 'Restraints System Sensor J'
U0180 Lost Communication With Automatic Lighting Control Module
U0181 Lost Communication With Headlamp Leveling Control Module
U0182 Lost Communication With Lighting Control Module
U0183 Lost Communication With Lighting Control Module
U0184 Lost Communication With Radio

U0185 Lost Communication With Antenna Control Module
U0186 Lost Communication With Audio Amplifier
U0187 Lost Communication With Digital Disc Player/Changer Module 'A'
U0188 Lost Communication With Digital Disc Player/Changer Module 'B'
U0189 Lost Communication With Digital Disc Player/Changer Module 'C'
U0190 Lost Communication With Digital Disc Player/Changer Module 'D'
U0191 Lost Communication With Television
U0192 Lost Communication With Personal Computer
U0193 Lost Communication With 'Digital Audio Control Module A'
U0194 Lost Communication With 'Digital Audio Control Module B'
U0195 Lost Communication With Subscription Entertainment Receiver Module
U0196 Lost Communication With Rear Seat Entertainment Control Module
U0197 Lost Communication With Telephone Control Module
U0198 Lost Communication With Telematic Control Module
U0199 Lost Communication With 'Door Control Module A'
U0200 Lost Communication With 'Door Control Module B'
U0201 Lost Communication With 'Door Control Module C'
U0202 Lost Communication With 'Door Control Module D'
U0203 Lost Communication With 'Door Control Module E'
U0204 Lost Communication With 'Door Control Module F'
U0205 Lost Communication With 'Door Control Module G'
U0206 Lost Communication With Folding Top Control Module
U0207 Lost Communication With Movable Roof Control Module
U0208 Lost Communication With 'Seat Control Module A'
U0209 Lost Communication With 'Seat Control Module B'
U0210 Lost Communication With 'Seat Control Module C'
U0211 Lost Communication With 'Seat Control Module D'
U0212 Lost Communication With Steering Column Control Module
U0213 Lost Communication With Mirror Control Module
U0214 Lost Communication With Remote Function Actuation
U0215 Lost Communication With 'Door Switch A'
U0216 Lost Communication With 'Door Switch B'
U0217 Lost Communication With 'Door Switch C'
U0218 Lost Communication With 'Door Switch D'
U0219 Lost Communication With 'Door Switch E'
U0220 Lost Communication With 'Door Switch F'
U0221 Lost Communication With 'Door Switch G'
U0222 Lost Communication With 'Door Window Motor A'
U0223 Lost Communication With 'Door Window Motor B'
U0224 Lost Communication With 'Door Window Motor C'
U0225 Lost Communication With 'Door Window Motor D'
U0226 Lost Communication With 'Door Window Motor E'
U0227 Lost Communication With 'Door Window Motor F'
U0228 Lost Communication With 'Door Window Motor G'
U0229 Lost Communication With Heated Steering Wheel Module
U0230 Lost Communication With Rear Gate Module
U0231 Lost Communication With Rain Sensing Module
U0232 Lost Communication With Side Obstacle Detection Control Module
U0233 Lost Communication With Side Obstacle Detection Control Module
U0234 Lost Communication With Convenience Recall Module
U0235 Lost Communication With Cruise Control Front Distance Range Sensor



U0300 Internal Control Module Software Incompatibility
U0301 Software Incompatibility with ECM/PCM
U0302 Software Incompatibility with Transmission Control Module
U0303 Software Incompatibility with Transfer Case Control Module
U0304 Software Incompatibility with Gear Shift Control Module
U0305 Software Incompatibility with Cruise Control Module
U0306 Software Incompatibility with Fuel Injector Control Module
U0307 Software Incompatibility with Glow Plug Control Module
U0308 Software Incompatibility with Throttle Actuator Control Module
U0309 Software Incompatibility with Alternative Fuel Control Module
U0310 Software Incompatibility with Fuel Pump Control Module
U0311 Software Incompatibility with Drive Motor Control Module
U0312 Software Incompatibility with Battery Energy Control Module A
U0313 Software Incompatibility with Battery Energy Control Module B
U0314 Software Incompatibility with Four-Wheel Drive Clutch Control Module
U0315 Software Incompatibility with Anti-Lock Brake System Control Module
U0316 Software Incompatibility with Vehicle Dynamics Control Module
U0317 Software Incompatibility with Park Brake Control Module
U0318 Software Incompatibility with Brake System Control Module
U0319 Software Incompatibility with Steering Effort Control Module
U0320 Software Incompatibility with Power Steering Control Module
U0321 Software Incompatibility with Ride Level Control Module
U0322 Software Incompatibility with Body Control Module
U0323 Software Incompatibility with Instrument Panel Control Module
U0324 Software Incompatibility with HVAC Control Module
U0325 Software Incompatibility with Auxiliary Heater Control Module
U0326 Software Incompatibility with Vehicle Immobilizer Control Module
U0327 Software Incompatibility with Vehicle Security Control Module
U0328 Software Incompatibility with Steering Angle Sensor Module
U0329 Software Incompatibility with Steering Column Control Module
U0330 Software Incompatibility with Tire Pressure Monitor Module
U0331 Software Incompatibility with Body Control Module 'A'
U0400 Invalid Data Received
U0401 Invalid Data Received From ECM/PCM
U0402 Invalid Data Received From Transmission Control Module
U0403 Invalid Data Received From Transfer Case Control Module
U0404 Invalid Data Received From Gear Shift Control Module
U0405 Invalid Data Received From Cruise Control Module
U0406 Invalid Data Received From Fuel Injector Control Module
U0407 Invalid Data Received From Glow Plug Control Module
U0408 Invalid Data Received From Throttle Actuator Control Module
U0409 Invalid Data Received From Alternative Fuel Control Module
U0410 Invalid Data Received From Fuel Pump Control Module
U0411 Invalid Data Received From Drive Motor Control Module
U0412 Invalid Data Received From Battery Energy Control Module 'A'
U0413 Invalid Data Received From Battery Energy Control Module 'B'
U0414 Invalid Data Received From Four-Wheel Drive Clutch Control Module
U0415 Invalid Data Received From Anti-Lock Brake System Control Module
U0416 Invalid Data Received From Vehicle Dynamics Control Module
U0417 Invalid Data Received From Park Brake Control Module
U0418 Invalid Data Received From Brake System Control Module

U0419 Invalid Data Received From Steering Effort Control Module
U0420 Invalid Data Received From Power Steering Control Module
U0421 Invalid Data Received From Ride Level Control Module
U0422 Invalid Data Received From Body Control Module
U0423 Invalid Data Received From Instrument Panel Control Module
U0424 Invalid Data Received From HVAC Control Module
U0425 Invalid Data Received From Auxiliary Heater Control Module
U0426 Invalid Data Received From Vehicle Immobilizer Control Module
U0427 Invalid Data Received From Vehicle Security Control Module
U0428 Invalid Data Received From Steering Angle Sensor Module
U0429 Invalid Data Received From Steering Column Control Module
U0430 Invalid Data Received From Tire Pressure Monitor Module
U0431 Invalid Data Received From Body Control Module 'A'
U1000 Zentralsteuergerät für Komfortsysteme (J393) Keine Kommunikation
U1001 Zentralsteuergerät für Komfortsysteme (J393) unplausibles Signal
U1002 Zentralsteuergerät für Komfortsysteme (J393) Bitte Fehlerspeicher auslesen
U1003 Steuergerät für Anhängererkennung (J345) Keine Kommunikation
U1004 Steuergerät für Anhängererkennung (J345) unplausibles Signal
U1005 Steuergerät für Anhängererkennung (J345) Bitte Fehlerspeicher auslesen
U1006 NOX Sensor 1 Bank 1 keine Kommunikation
U1007 Steuergerät für Batterieüberwachung Bitte Fehlerspeicher auslesen
U1008 Diagnose-Interface für Datenbus (J533) Bitte Fehlerspeicher auslesen
U1009 Diagnose-Interface für Datenbus (J533) unplausible Botschaft
U1010 Steuergerät Elektrische Parkbremse Bitte Fehlerspeicher auslesen